

# **PARTS MANUAL**

## 00. MAINTENANCE

### FILTERS KIT



FIGURE	REFERENCE	DENOMINATION	AMOUNT
001	KF.17500RE00	B/D 201/202 RH/G/S/GS FILTERS KIT REXROTH	1
001.1	MN000028	ENGINE OIL FILTER	1
001.2	DN000002	FUEL FILTER CARTRIDGE (400h)	1
001.3	MN000017	PRE-FILTER, FUEL (200h+50h)	1
001.4	MN000034	AIR FILTER ELEMENT	1
001.5	08.55023.00	FILTER ELEMENT	1

## 02. ENGINE

### KUBOTA ENGINE

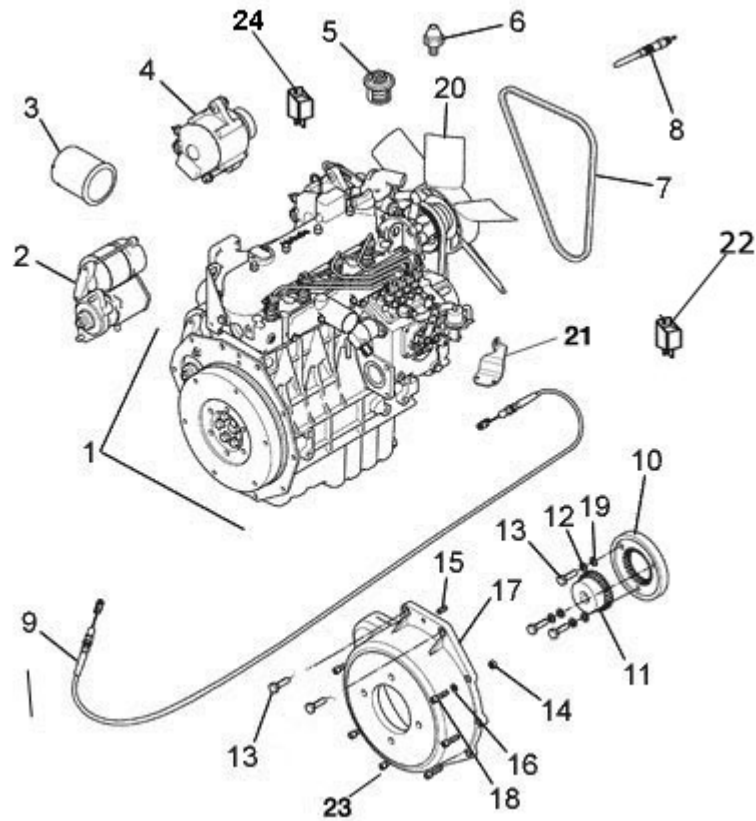


FIGURE	REFERENCE	DENOMINATION	AMOUNT
001	12.02100.00	KUBOTA V1505 ENGINE	1
002	KU1661163013	STARTER ASSY	1
003	MN000025	CARTRIDGE OIL FILTER	1
004	KU1667864012	ALTERNATOR	1
005	KU1943473014	THERMOSTAT	1
006	KU1949883041	SWITCH, TEMPERATURE	1
007	KU1628297011	FAN BELT (400H)	1
008	KU1685165512	GLOW PLUG	1
009	17.02016.00	CABLE ACCELERATOR	1
010	70.02090RE00	COUPLING CYL/CYL	1
011	70.02091.00	COUPLING DEN/DEN	1
012	104.10000.00	WASHER DIN7980 D10	5
013	617.10035.86	SCREW DIN960 M10x1.25x35	5
014	701.08000.66	NUT DIN934 M8X1,25	3
015	402.08020.00	PIN DIN1481 8x20	1
016	104.08000.00	WASHER DIN7980 D8	7
017	12.02093.00	COUPLING D102XD276X100	1
018	601.08030.86	SCREW DIN912 M8x30	7

## 02. ENGINE

### KUBOTA ENGINE

FIGURE	REFERENCE	DENOMINATION	AMOUNT
019	101.10000.66	WASHER DIN125 D10	3
020	KU1629974112	FAN	1
021	70.02032.00	FIXING SUPPORT 95X50X3	1
022	86.05002.01	KUBOTA TIMER RELAY	1
024	10.14288.00	STARTING RELAY 70A	1

## 02. ENGINE

### KUBOTA ENGINE

CHASSIS: 64671

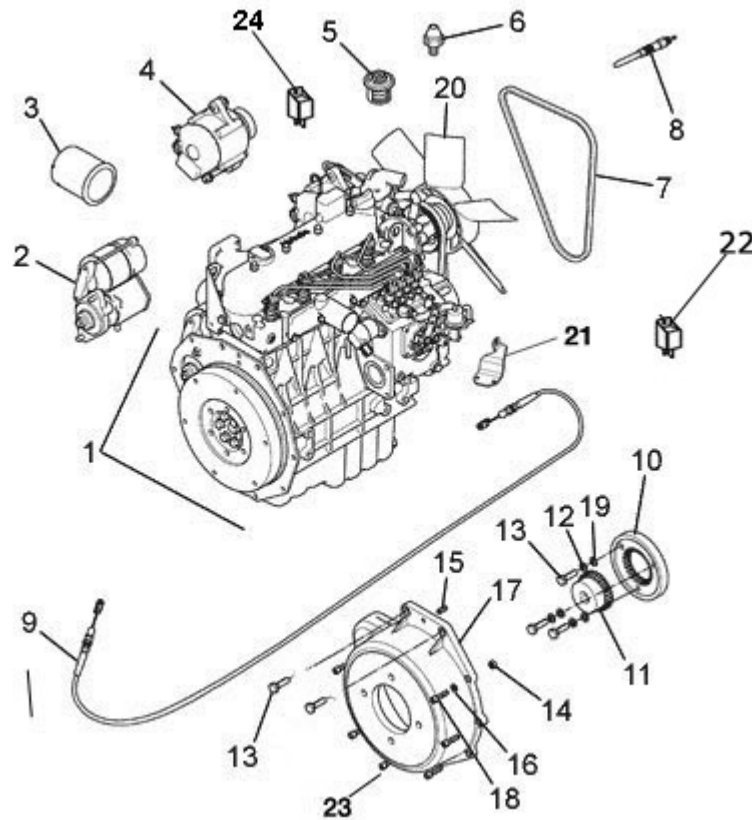


FIGURE	REFERENCE	DENOMINATION	AMOUNT
001	12.02100.00	KUBOTA V1505 ENGINE	1
002	KU1661163013	STARTER ASSY	1
003	MN000025	CARTRIDGE OIL FILTER	1
004	KU1667864012	ALTERNATOR	1
005	KU1943473014	THERMOSTAT	1
006	KU1949883041	SWITCH, TEMPERATURE	1
007	KU1628297011	FAN BELT (400H)	1
008	KU1685165512	GLOW PLUG	1
009	17.02016.00	CABLE ACCELERATOR	1
010	70.02090RE00	COUPLING CYL/CYL	1
011	70.02091.00	COUPLING DEN/DEN	1
012	104.10000.00	WASHER DIN7980 D10	5
013	617.10035.86	SCREW DIN960 M10x1.25x35	5
014	701.08000.66	NUT DIN934 M8X1,25	3
015	402.08020.00	PIN DIN1481 8x20	1
016	104.08000.00	WASHER DIN7980 D8	7
017	12.02093.00	COUPLING D102XD276X100	1
018	12.02093.98	SCREW. M8X33	1

## 02. ENGINE

### KUBOTA ENGINE

CHASSIS: 64671

FIGURE	REFERENCE	DENOMINATION	AMOUNT
019	101.10000.66	WASHER DIN125 D10	3
020	KU1629974112	FAN	1
021	70.02032.00	FIXING SUPPORT 95X50X3	1
022	86.05002.01	KUBOTA TIMER RELAY	1
024	10.14288.00	STARTING RELAY 70A	1

## 02. ENGINE

### EXHAUST PIPE

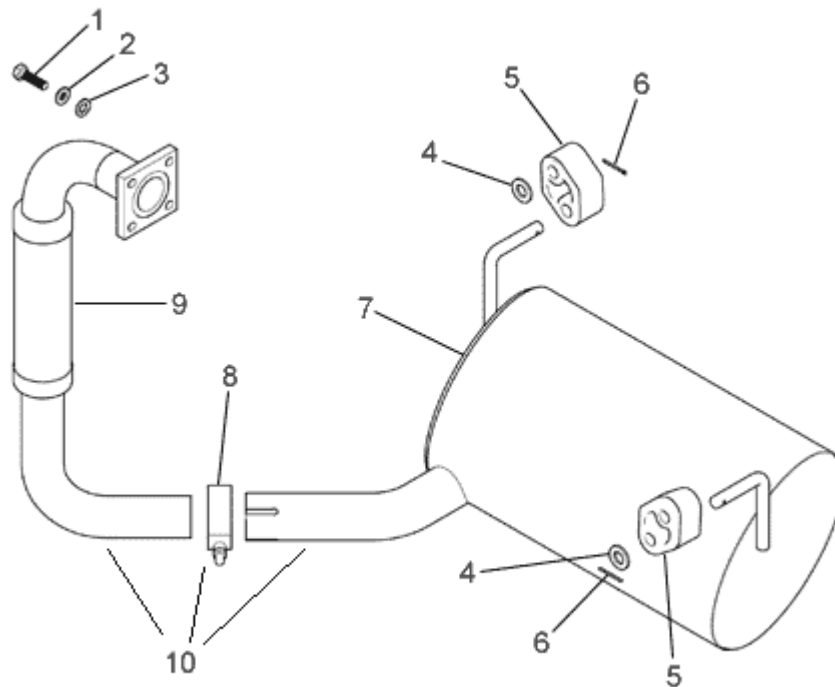


FIGURE	REFERENCE	DENOMINATION	AMOUNT
001	603.08030.86	SCREW DIN933 M8X30	4
002	104.08000.00	WASHER DIN7980 D8	4
003	101.08000.66	WASHER DIN125 D8	4
004	101.12000.66	WASHER DIN125 D12	2
005	46.02018.00	SHOCK DAMPER 35x50x72	2
006	401.02025.60	PIN DIN94 2x25	4
007	17.02071.00	MUFFLER	1
008	928.45000.66	HOSE CLAMP Ø45	1
009	17.02072.00	TUBE OUTPUT GASES	1
010	17.02070.00	EXHAUST PIPE	1

## 02. ENGINE

### AIR FILTER COMP.

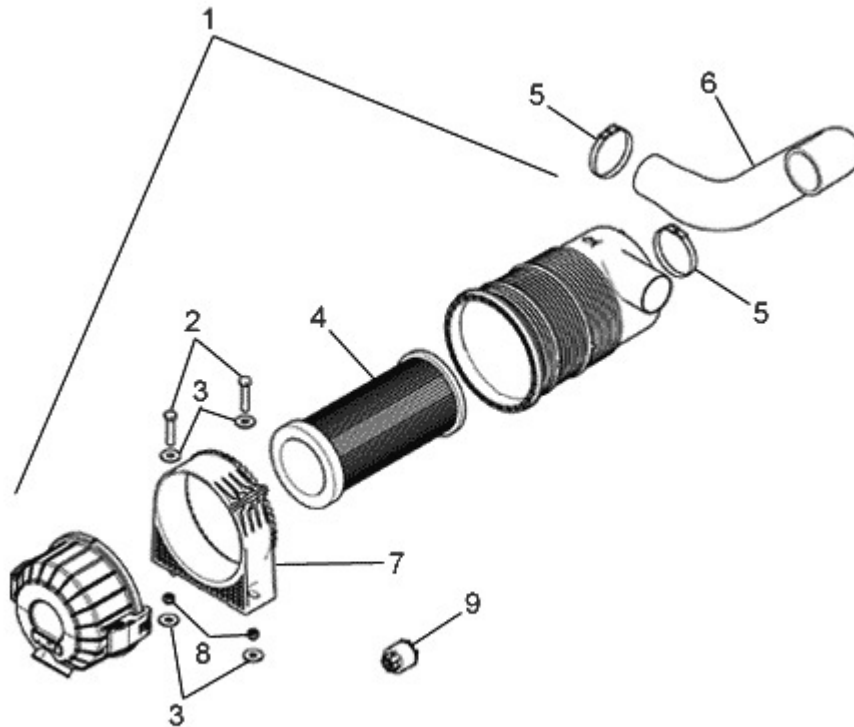


FIGURE	REFERENCE	DENOMINATION	AMOUNT
001	45.01200.12	AIR FILTER VIRGIS	1
002	604.08040.86	SCREW DIN931	2
003	112.08000.66	WASHER DIN9021 D8	4
004	45.01204.00	FILTER ELEMENT 60x105x300 (500H)	1
005	912.40060.66	CLAMP D40-60	2
006	17.02031.00	ADMISSION TUBE 50x60x160x194.5	1
007	45.01201.12	CLAMP	1
008	711.08000.66	NUT DIN982 M8	2
009	43.50119.00	AIR FILTER INDICATOR	1



## 02. ENGINE

### FUEL TANK (1)

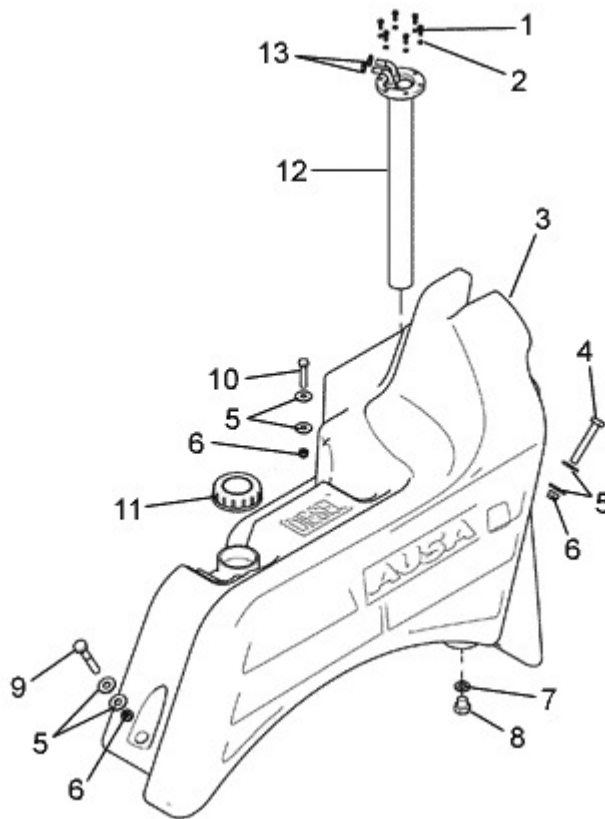


FIGURE	REFERENCE	DENOMINATION	AMOUNT
001	601.05020.86	HEXAGON SOCKET HEAD SCREW DIN912 M5x20	6
002	104.04000.00	WASHER DIN7980 D4	6
003	17.02040.00	TANK 40L FUEL	1
004	604.10055.86	BOLT DIN931 M10x55	1
005	112.10000.66	WASHER DIN9021 D10	6
006	711.10000.66	SHOCK ABSORBER	3
007	17.02046.00	WASHER 21x12x3	1
008	17.02047.00	CAP	1
009	604.10065.86	SCREW DIN931	1
010	604.10045.86	SCREW DIN931	1
011	17.02048.00	CAP FUEL	1
012	17.11030.00	LEVEL 350 MM OIL RESERVE	1
013	912.08016.66	CLAMP DIN3017	8

## 02. ENGINE

### FUEL TANK (2)

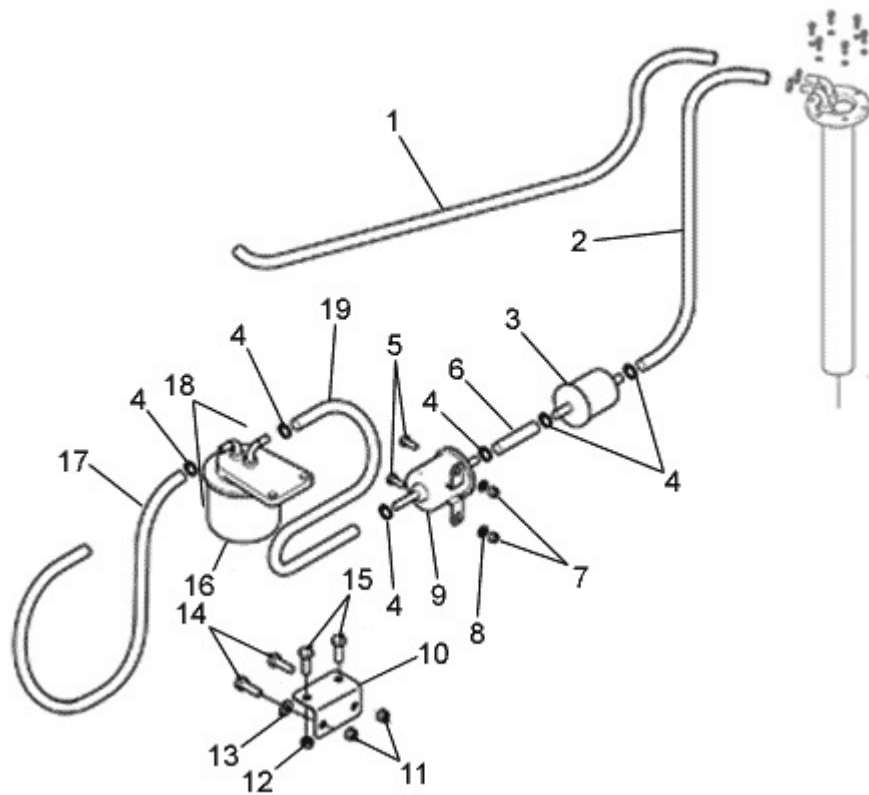


FIGURE	REFERENCE	DENOMINATION	AMOUNT
001	17.02045.00	TUBE 6X12	1
002	17.02044.00	MATERIAL TUBE	1
003	MN000017	PRE-FILTER, FUEL (200h+50h)	1
004	912.08016.66	CLAMP DIN3017	8
005	603.06015.86	SCREW DIN933 M6x15	2
006	17.02042.00	MAT. TUBE B/P 8X14	1
007	711.06000.66	NUT DIN982 M6	2
008	112.06000.66	WASHER DIN9021 D6	2
009	KURC60151351	FUEL ASSY PUMP	1
010	70.02033.00	FUEL FILTER SUPPORT	1
011	720.08000.66	NUT DIN985 M8 AUTOLOCKING	4
012	701.08000.66	NUT DIN934 M8X1,25	2
013	101.08000.66	WASHER DIN125 D8	2
014	603.08015.86	SCREW DIN933 M8x15	2
015	603.08025.86	SCREW DIN933 M8x25	2
016	DN000002	FUEL FILTER CARTRIDGE (400h)	1
017	17.02041.00	MAT. TUBE B/P 8X14	1
018	KU1522443010	DIESEL FILTER + SUPPORT	1

## 02. ENGINE

### FUEL TANK (2)

FIGURE	REFERENCE	DENOMINATION	AMOUNT
019	17.02043.00	MAT. TUBE B/P 8X14	1

## 02. ENGINE

### RADIATOR (PART 1)

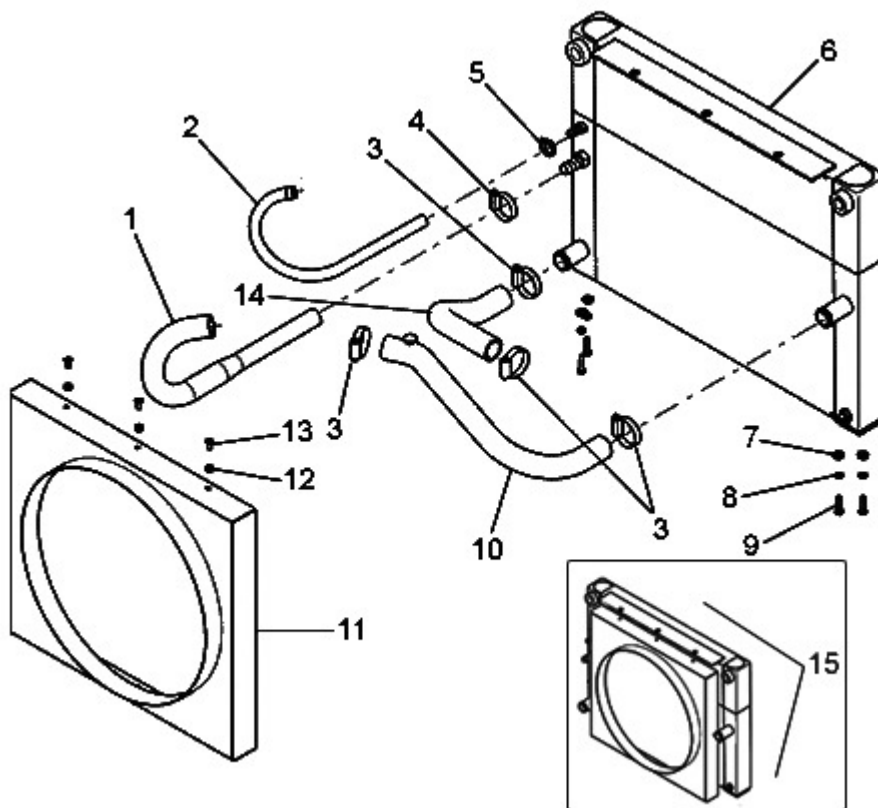


FIGURE	REFERENCE	DENOMINATION	AMOUNT
001	17.02056.00	RUBBER HOSE B/P, EXPANSION TANK	1
002	17.14105RE00	RUBBER HOSE B/P, EXPANSION TANK	1
003	912.30045.00	CLAMP	4
004	912.20032.00	CLAMP	2
005	912.08016.66	CLAMP DIN3017	2
006	17.02052.00	RADIATOR	1
007	112.08000.66	WASHER DIN9021 D8	4
008	104.08000.00	WASHER DIN7980 D8	4
009	603.08025.86	SCREW DIN933 M8x25	4
010	17.02054.00	RUBBER HOSE B/P	1
011	17.02051.01	RADIATOR PROTECTOR 480X442X80	1
012	720.06000.66	NUT	6
013	618.06015.86	SCREW DIN7991	6
014	17.02053.00	RUBBER HOSE B/P	1
015	17.02050.01	WATER-OIL RADIATOR 463X600X146	1

## 02. ENGINE

### RADIATOR (PART 2)

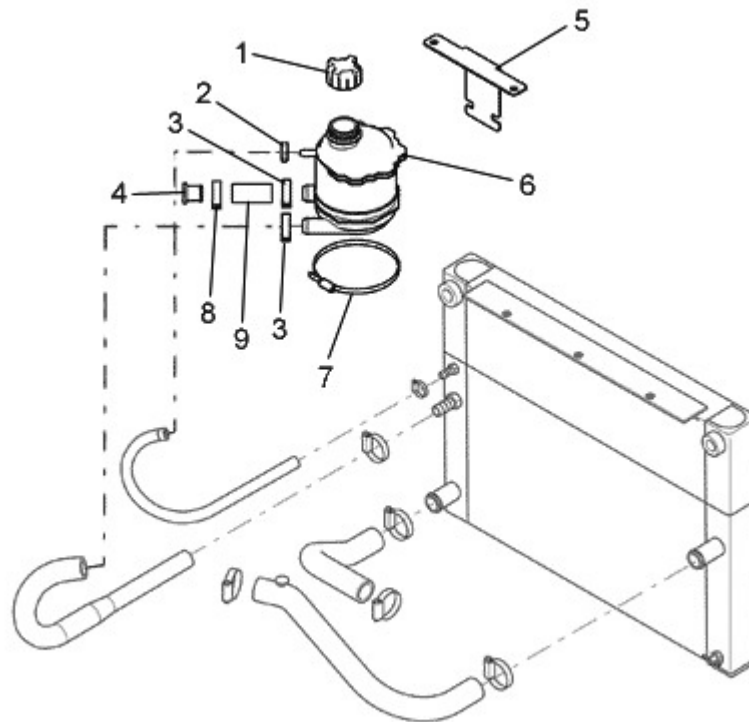


FIGURE	REFERENCE	DENOMINATION	AMOUNT
001	09.00172.00	CAP	1
002	912.08016.66	CLAMP DIN3017	2
003	912.20032.00	CLAMP	2
004	09.00246.01	CAP	1
005	17.02057.01		1
006	09.00171.00	EXPANSION TANK C / PLUG	1
007	912.12140.66	CLAMP	1
009	09.00246.02	SLEEVE	1

## 02. ENGINE SUPPORTS

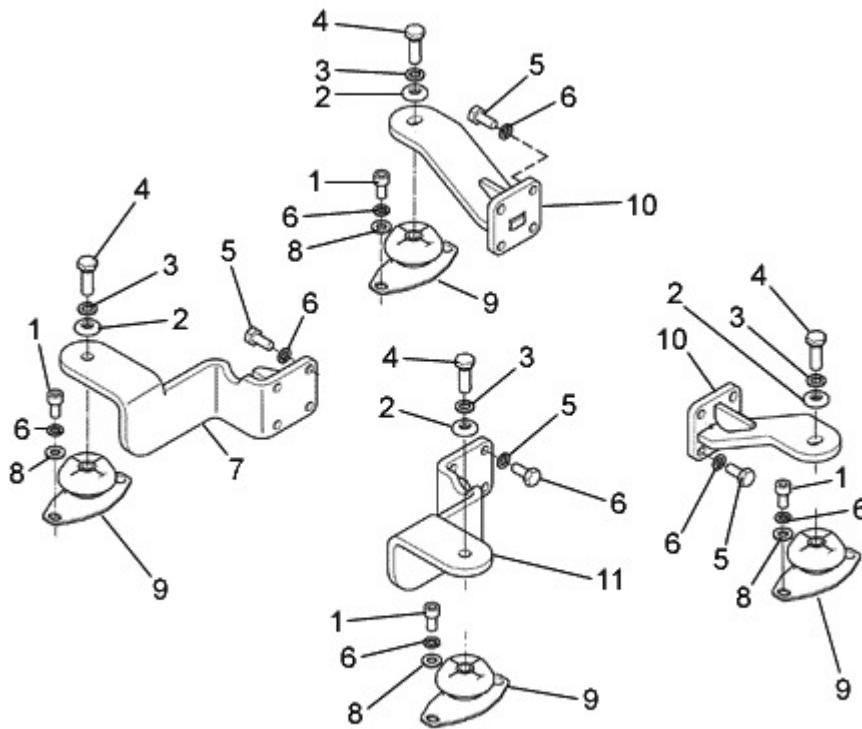


FIGURE	REFERENCE	DENOMINATION	AMOUNT
001	603.10020.86	SCREW DIN933 M10x20	8
002	01.00227.00	WASHER DIN6916*	4
003	104.12000.00	WASHER DIN7980 D12	4
004	604.12035.86	SCREW DIN931 M12x35	4
005	617.10025.86	SCREW DIN960 M10X25X1.25	16
006	104.10000.00	WASHER DIN7980 D10	24
007	17.02002.00	RIGHT SUPPORT ENGINE	1
008	101.10000.66	WASHER DIN125 D10	8
009	70.02062.00	SHOCK ABSORBER	4
010	17.02003.00	REAR SUPPORT ENGINE 62.5X182X72	2
011	17.02001.00	LEFT SUPPORT ENGINE	1

### 03. TRANSMISSION GEARBOX

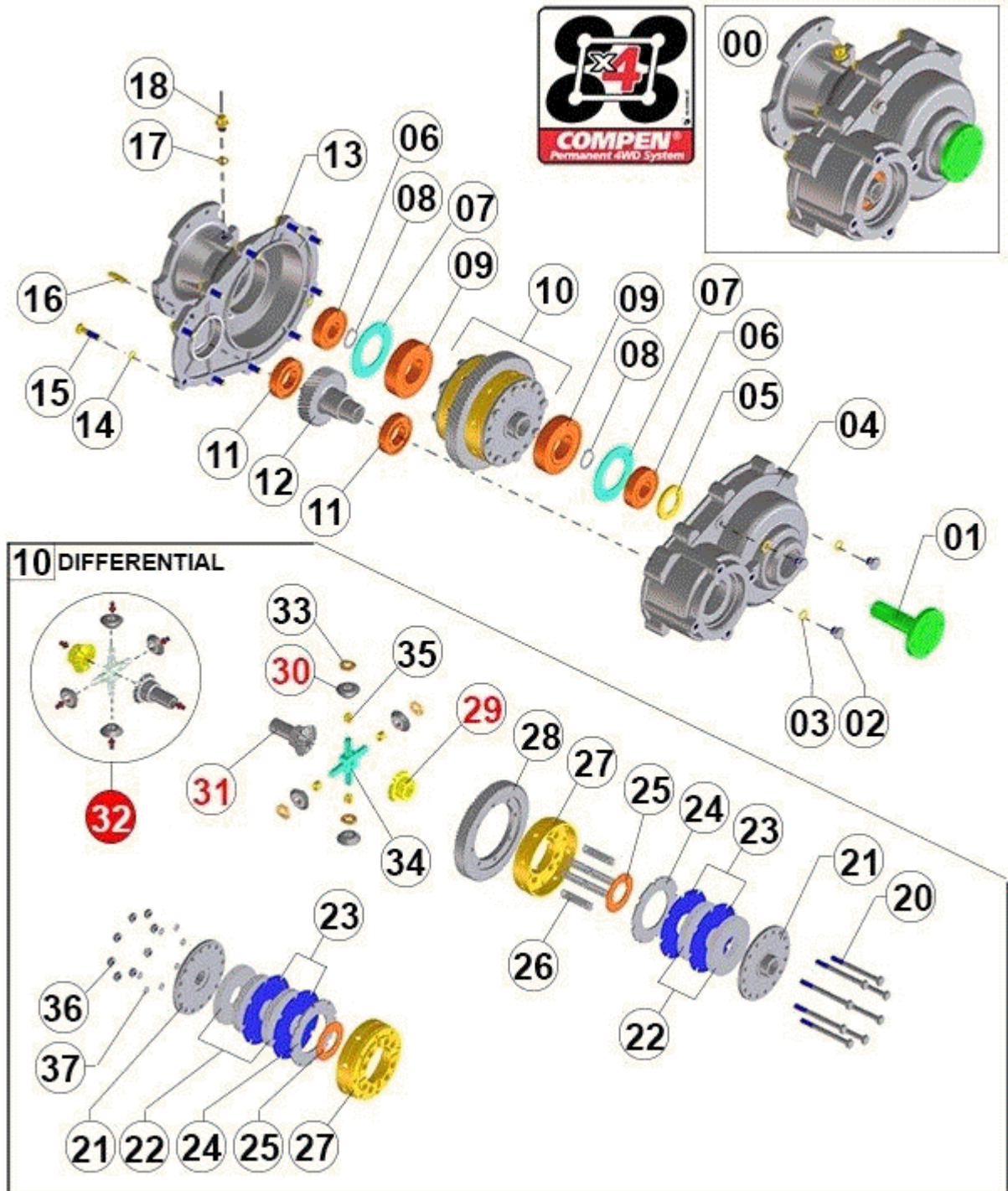


FIGURE	REFERENCE	DENOMINATION	AMOUNT
000	17.03500.00	REDUCER BOX D201-RH/G/S	1
001	12.03315.01	AXLE 'CYL/EST' Z-14	1
002	80.01035.00	SCREW DIN910*	3
003	107.14000.10	WASHER AL 14x20x1.5	3
004	12.03312.01	CASING	1
005	205.04007.50	SEAL	1
006	301.30019.00	BEARING DIN625	2

007	12.03321.00	SUPPLEMENT	2
008	904.30000.00	RING 0,5 MM.	2
009	301.45025.00	BEARING DIN625	2
010	17.03359.00		1
011	301.35017.00	BEARING DIN625	2
012	12.03313.02	GEAR HEL. Z36	1
013	12.03311.01	REDUCTION GEARS COVER 165X268X372	1
014	105.10000.66	WASHER DIN7980 D10	10
015	604.10040.86	SCREW DIN931	10
016	403.10035.00	PIN DIN6325 D10X35	2
017	107.14000.10	WASHER AL 14x20x1.5	1
018	20.03104.00	CAP	1
020	604.10120.80	SCREW DIN931	8
021	43.00371.00	FLANGE	2
022	43.03690.00	SPACER	6
023	43.00368.00	DISK AXIAL	4
024	43.00367.00	DISK AXIAL	2
025	43.00374.03	REGUL SKIM	2
026	12.00366.00	SPRING COMPRESSION	8
027	43.00360.10	CASING	2
028	12.03314.11	GEAR	1
032	43.00303.00	GEARS KIT	1
033	43.00364.01	PANEL	4
034	43.00362.02	SHAFT CIL/CIL	1
035	939.01415.00	BUSH	4
036	720.10000.66	NUT	8
037	101.10000.66	WASHER DIN125 D10	8



### 03. TRANSMISSION HYDROSTATIC ENGINE

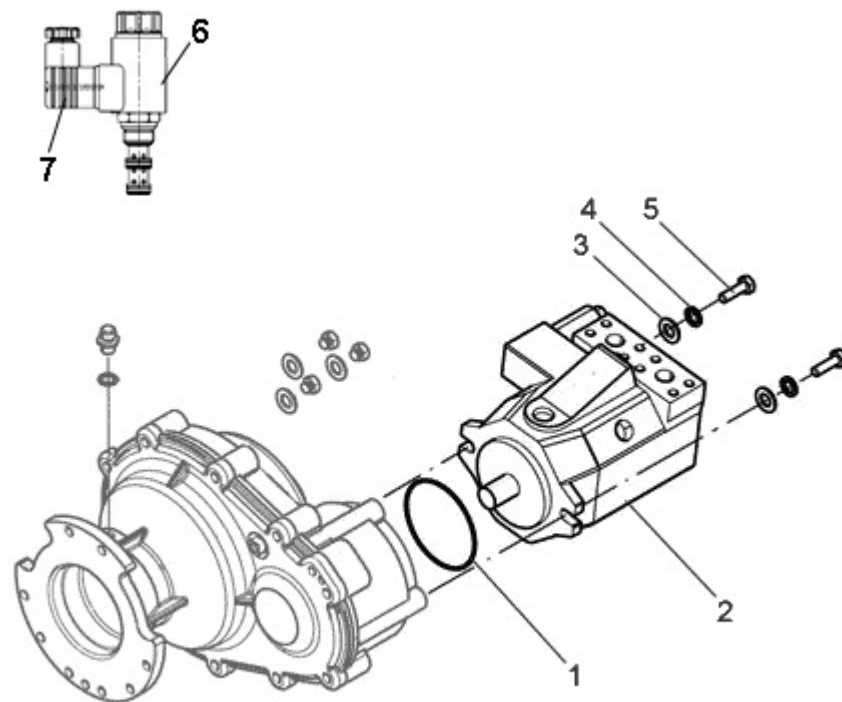


FIGURE	REFERENCE	DENOMINATION	AMOUNT
001	201.10025.50	O-RING DIN3770	1
002	17.03602.00		1
003	101.12000.66	WASHER DIN125 D12	2
004	104.12000.00	WASHER DIN7980 D12	2
005	603.08015.86	SCREW DIN933 M8x15	2
006	RXR902650921	COIL	1
007	RXR902602623	PLUG	1

### 03. TRANSMISSION POMPE

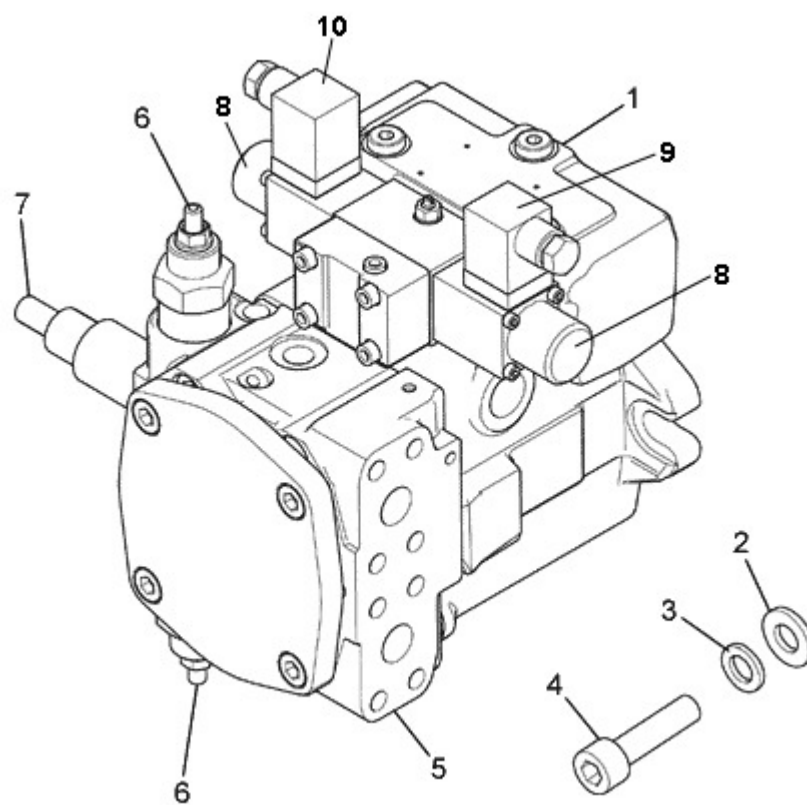


FIGURE	REFERENCE	DENOMINATION	AMOUNT
001	17.03601.00	HYDROSTATIC PUMP	1
002	15.30110.00	WASHER 14X7X26	2
003	104.14000.00	CIR-CLIP EXT. DIN7980	2
004	601.14040.86	HEXAGON SOCKET HEAD SCREW DIN912 M14x40	2
008	RXR902602669	COIL	2
009	RXR902602623	PLUG	1
010	RXR902602622	PLUG	1

### 03. TRANSMISSION

#### UNIVERSAL JOINT

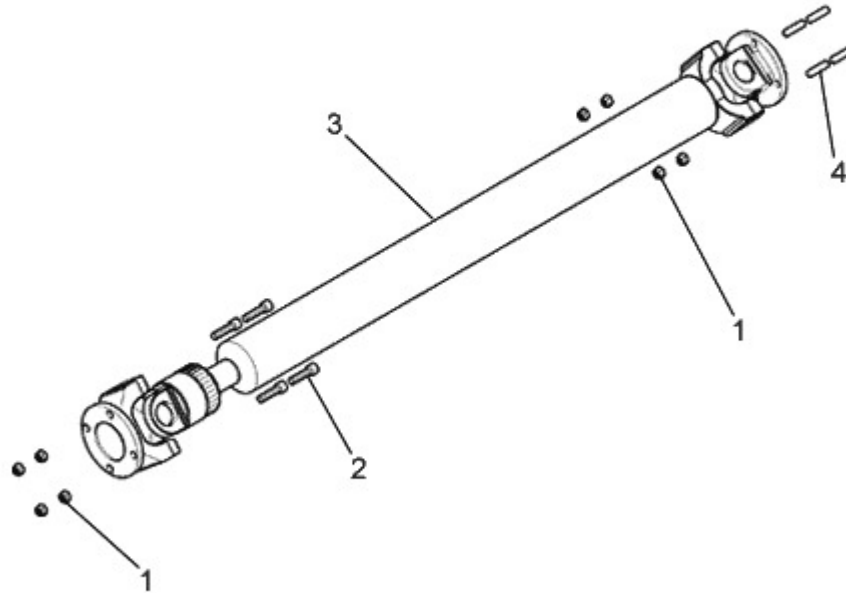


FIGURE	REFERENCE	DENOMINATION	AMOUNT
001	720.08000.66	NUT DIN985 M8 AUTOLOCKING	8
002	601.08030.86	SCREW DIN912 M8x30	4
003	17.03510.00	CARDAN JOINT 1050	1
004	43.50166.00	STUD.M8X1.25X30	4

## SAUER TRANSMISSION HYDROSTATIC ENGINE

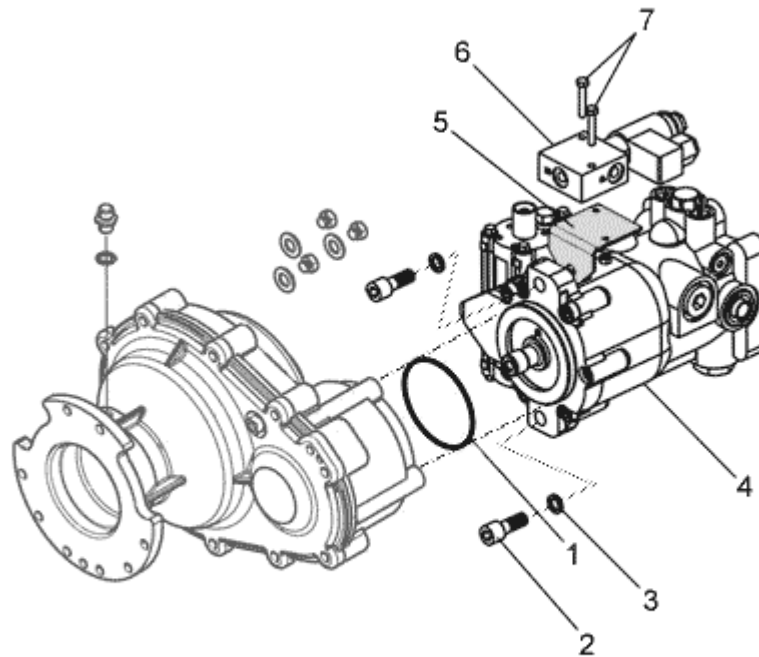


FIGURE	REFERENCE	DENOMINATION	AMOUNT
001	201.10025.50	O-RING DIN3770	1
002	601.12030.86	SCREW DIN912	2
003	104.12000.00	WASHER DIN7980 D12	2
004	20.03251.00	HIDROSTATYC ENGINE 46CC SAUER	1
005	70.10276.00	SUPPORT 3X64X67	1
006	20.05005.00	SELECTION VALVE 3 WAYS	1
007	603.06040.86	SCREW	2
008	701.06000.66	NUT DIN934 M6X1	1

## BONDIOLI & PAVESI TRANSMISSION HYDROSTATIC ENGINE


**1**

FIGURE	REFERENCE	DENOMINATION	AMOUNT
001	17.03605.00		1
002	BO5540100003	WHITE CONNECTOR	1
003	BOHP450260258R	GR.EL.DUP.MD1LTA/10ND12K1 0,6 E M4MV3465	1

## BONDIOLI & PAVESI TRANSMISSION HYDRAULIK PUMP

**1**




FIGURE	REFERENCE	DENOMINATION	AMOUNT
001	17.03606.00		1
002	BOHP450260215R	SOLENOID	1
003	BO5540100001	BLACK CONNECTOR	1
004	BO5540100003	WHITE CONNECTOR	1
005	BOHP550040012R	COIL 12V	2

## TRANSMISSION (FRONT AXLE)

### FRONT AXLE

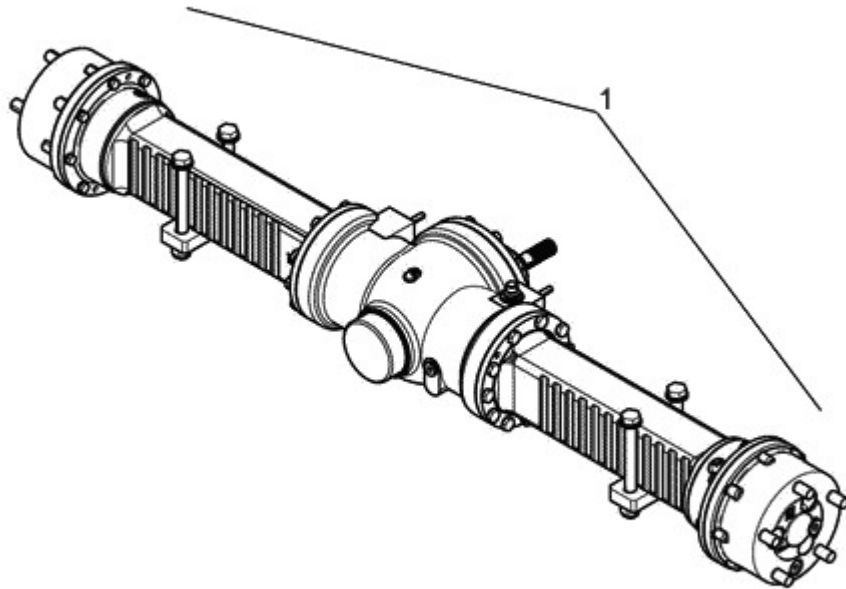


FIGURE	REFERENCE	DENOMINATION	AMOUNT
001	17.03400.00	FRONT FIXED AXLE D 201 RH/G/S	1

## TRANSMISSION (FRONT AXLE) DIFFERENTIAL (PART 1)

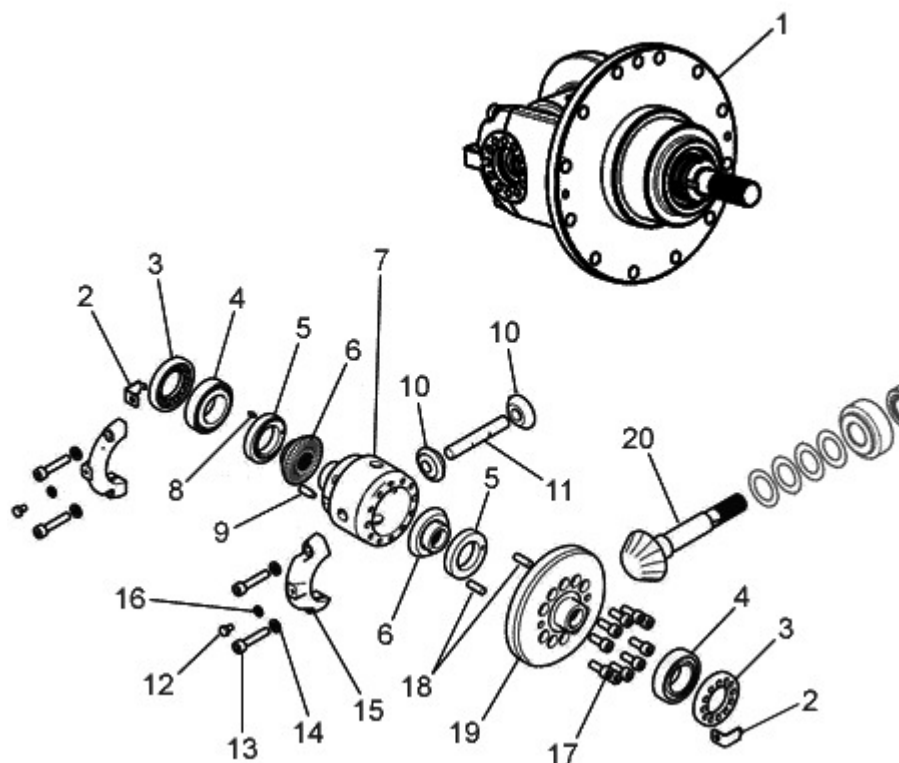


FIGURE	REFERENCE	DENOMINATION	AMOUNT
001	12.03402.01	DIFFERENTIAL	2
002	70.03437.00	FIXATION SUPPORT	2
003	70.03434.00	BEARING 9X64X64	2
004	307.35018.00	ROLLING BEARING	2
005	70.03433.00	WASHER Ø35,5x57x10	2
006	70.03426.00	CONICAL GEAR Z16	2
007	70.03439.01	DIFFERENTIAL HOUSING	1
008	403.03010.00	PIN DIN6325 3x10	1
009	636.08020.80	SCREW DIN915 M8x20	1
010	70.03425.00	CONICAL GEAR Z10	2
011	70.03424.01	AXLE 'CYL/CYL'	2
012	603.06010.86	SCREW DIN933 M6x10	2
013	601.08040.96	HEXAGON SOCKET HEAD SCREW DIN912 M8x40	4
014	104.08000.00	WASHER DIN7980 D8	4
015	70.03417.00	CLAMP	2
016	104.06000.00	WASHER DIN7980 D6	2
017	601.08020.96	HEXAGON SOCKET HEAD SCREW DIN912 M8x20	10
018	403.08024.00	PIN DIN6325	2



## TRANSMISSION (FRONT AXLE) DIFFERENTIAL (PART 1)

FIGURE	REFERENCE	DENOMINATION	AMOUNT
019	70.03490.00	BEVEL GEAR SET	1
020	70.03490.00	BEVEL GEAR SET	1

## TRANSMISSION (FRONT AXLE) DIFFERENTIAL (PART 2)

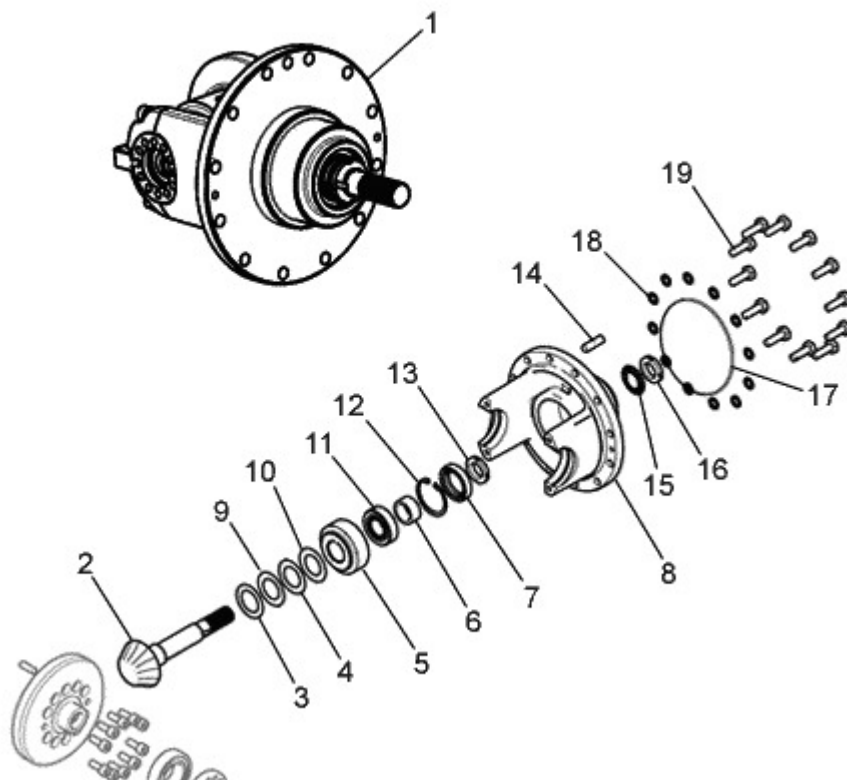


FIGURE	REFERENCE	DENOMINATION	AMOUNT
001	12.03402.01	DIFFERENTIAL	2
002	70.03490.00	BEVEL GEAR SET	1
003	70.03474.00	WASHER Ø33xØ50x1	1
004	70.03464.00	SPACER	1
005	307.30029.00	BEARING DIN720 HM88500	1
006	12.03470.00	BUSHING 25x35x16	1
007	216.03510.50	SEAL	1
008	70.03418.01	SUPPORT GEAR	1
009	70.03462.00	SPACER	1
010	70.03463.00	SPACER	1
011	307.25019.00	BEARING DIN720 32205-B	1
012	905.52000.00	RING 0,5 MM.	1
014	403.10030.00	PIN	1
015	906.25000.00	WASHER	1
016	907.25000.00	NUT SKF KM 5 M25x1,5	2
017	201.16525.50	GASKET DIN3770 165X2.5	1
018	104.10000.00	WASHER DIN7980 D10	1
019	603.10030.86	SCREW DIN933	12

## TRANSMISSION (FRONT AXLE)

### DIFFERENTIAL (PART 2)

CHASSIS: 67456

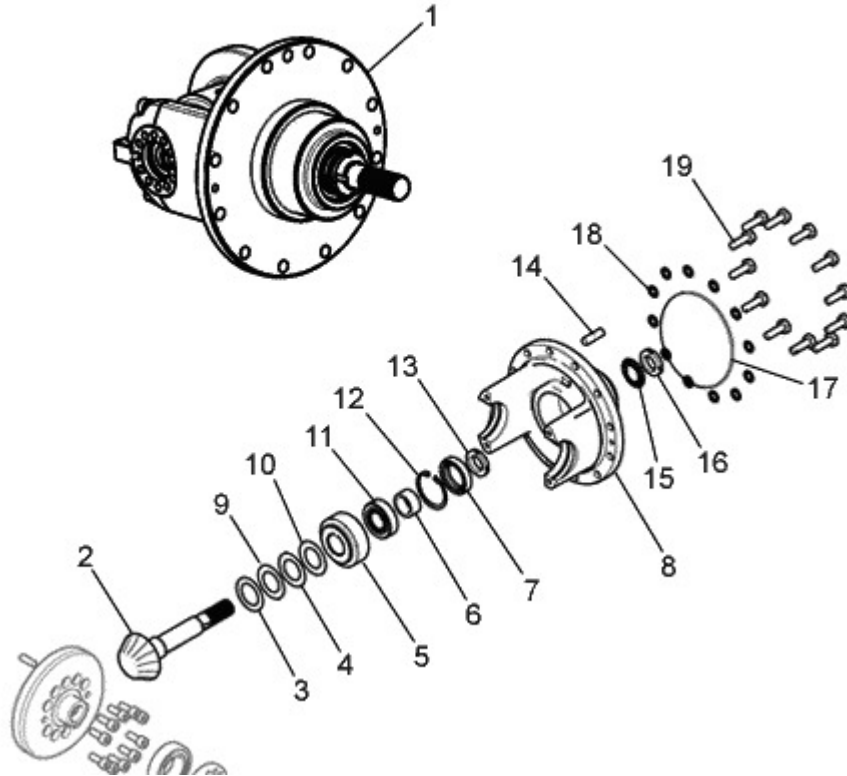


FIGURE	REFERENCE	DENOMINATION	AMOUNT
001	12.03402.01	DIFFERENTIAL	2
002	70.03490.00	BEVEL GEAR SET	1
003	70.03474.01	WASHER. D33XD50X1, 6	1
004	70.03464.00	SPACER	1
005	307.30029.01	DIN 720 323 BEARING	1
006	12.03470.00	BUSHING 25x35x16	1
007	216.03510.50	SEAL	1
008	70.03418.01	SUPPORT GEAR	1
009	70.03462.00	SPACER	1
010	70.03463.00	SPACER	1
011	307.25019.00	BEARING DIN720 32205-B	1
012	905.52000.00	RING 0,5 MM.	1
014	403.10030.00	PIN	1
015	906.25000.00	WASHER	1
016	907.25000.00	NUT SKF KM 5 M25x1,5	2
017	201.16525.50	GASKET DIN3770 165X2.5	1
018	104.10000.00	WASHER DIN7980 D10	1
019	603.10030.86	SCREW DIN933	12

# TRANSMISSION (FRONT AXLE) CASINGS

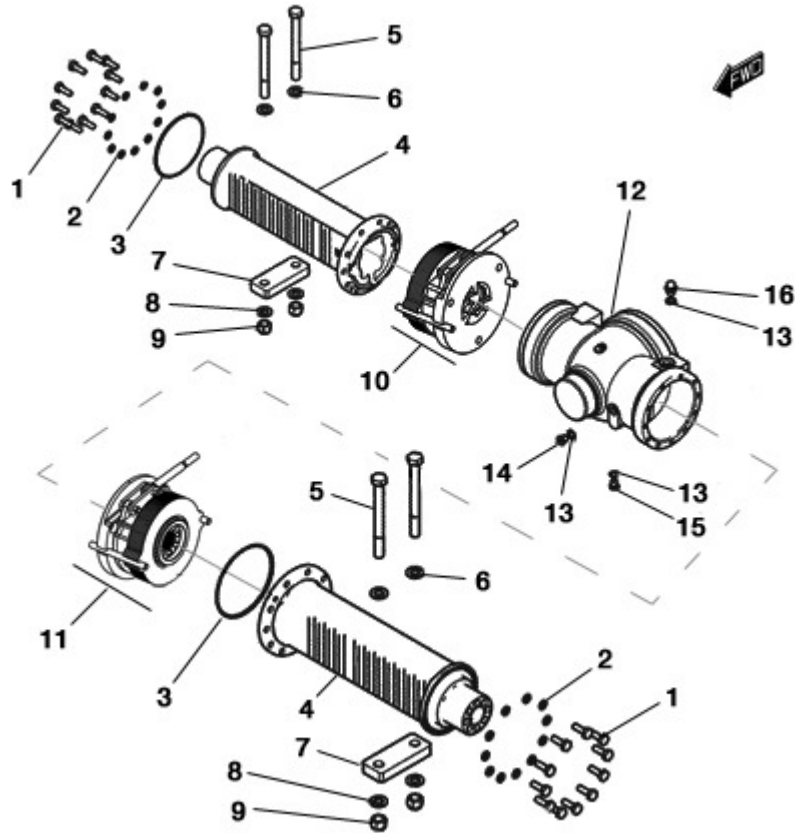


FIGURE	REFERENCE	DENOMINATION	AMOUNT
001	603.10030.86	SCREW DIN933	24
002	104.10000.00	WASHER DIN7980 D10	24
003	201.13525.50	O-RING DIN3770	2
004	17.03470.00	AXLE HOUSING 172X470	2
005	604.16170.86	BOLT DIN931 M16x170	4
006	104.14000.00	CIR-CLIP EXT. DIN7980	4
007	12.03406.00	SUPPORT 20X50X128	2
008	101.16000.66	WASHER DIN125 D16	4
009	711.16000.66	NUT DIN982 M16 8.8 K	4
010	12.03445.00	RIGHT BRAKE 5 DISCS	1
011	12.03446.00	LEFT BRAKE 5 DISCS	1
012	70.03476.00	DIFFERENTIAL CASE 205X210X341	1
013	107.14000.10	WASHER AL 14x20x1.5	3
014	80.01035.01	CAP	1
015	10.00921.00	CAP M14X150 DIN908	1
016	20.03104.00	CAP	1

## TRANSMISSION (FRONT AXLE) REDUCTION

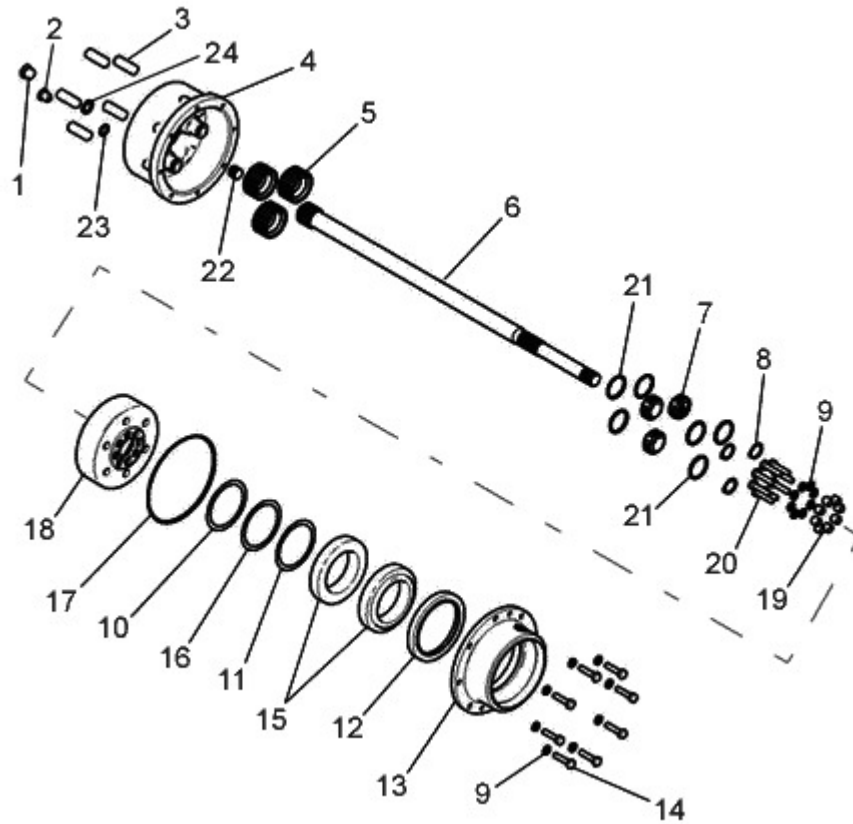


FIGURE	REFERENCE	DENOMINATION	AMOUNT
001	60.00802.00	CAP	2
002	10.00921.00	CAP M14X150 DIN908	2
003	70.03414.00	STUD 47 M16X1,5	10
004	70.03416.05	REDUCTION CASE	2
005	12.03409.00	GEAR Z33	6
006	17.03471.00	DRIVE SHAFT 680 Z20-Z20	2
007	12.03410.00	NEEDLES BEARING	6
008	904.24000.00	RING DIN471 E24	6
009	104.08000.00	WASHER DIN7980 D8	32
010	10.16351.00	REGUL SKIM	2
011	10.16352.00	REGUL SKIM	2
012	216.09512.50	SEAL	2
013	70.03415.00	WHEEL HUB	2
014	604.08035.86	SCREW DIN931	16
015	307.75025.00	BEARING	4
016	10.16350.00	REGUL SKIM	2
017	201.15125.50	O-RING DIN3770	2
018	70.03422.00	CROWN	2

## TRANSMISSION (FRONT AXLE) REDUCTION

FIGURE	REFERENCE	DENOMINATION	AMOUNT
019	70.03461.00	BUSHING 8x13x11,3	16
020	604.08035.96	BOLT DIN931 M8x35 12K	14
021	12.03411.00	RING	12
022	70.03432.01	CYL/CYL AXLE D18X16	2
023	107.14000.10	WASHER AL 14x20x1.5	2
024	08.00317.00	METALLIC GASKET BUNA D3/8	2

## TRANSMISSION (REAR AXLE)

### REAR AXLE

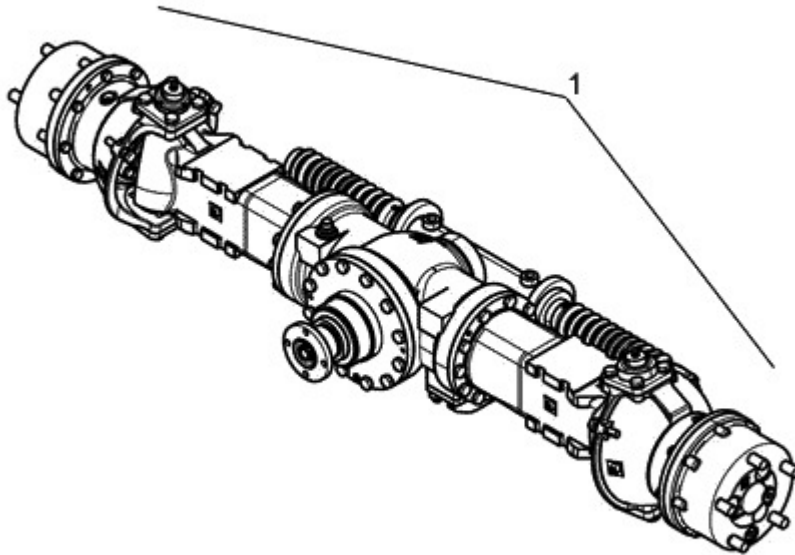


FIGURE	REFERENCE	DENOMINATION	AMOUNT
001	17.34050.00	REAR AXLE D201-RH COMP.	1

## TRANSMISSION (REAR AXLE) DIFFERENTIAL (PART 1)

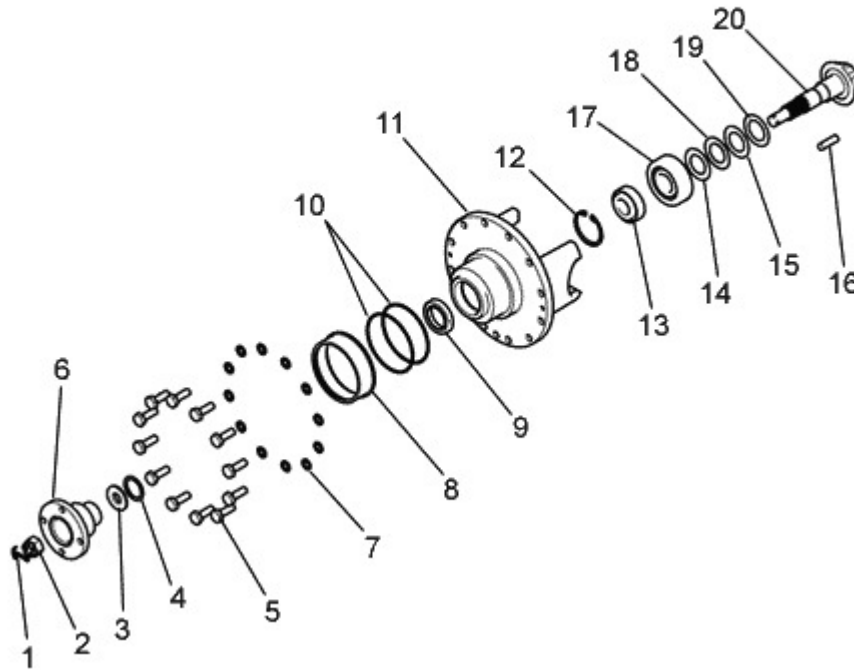


FIGURE	REFERENCE	DENOMINATION	AMOUNT
001	401.03040.60	PIN	1
002	710.16000.66	NUT	1
003	70.03435.00	WASHER Ø16x38x5	1
004	201.33025.50	O-RING DIN3770	1
005	603.10030.86	SCREW DIN933	12
006	70.03320.00	CYL/CYL COUPLING 35X90X65	1
007	104.10000.00	WASHER DIN7980 D10	12
008	17.03431.00	BUSHING Ø98xØ90x28	2
009	216.03510.50	SEAL	1
010	201.90002.50	GASKET DIN377090X95X2.5	4
011	70.03418.01	SUPPORT GEAR	1
012	905.52000.00	RING 0,5 MM.	1
013	307.25019.00	BEARING DIN720 32205-B	1
014	70.03463.00	SPACER	1
015	70.03462.00	SPACER	1
016	403.10035.00	PIN DIN6325 D10X35	1
017	307.30029.00	BEARING DIN720 HM88500	1
018	70.03464.00	SPACER	1



## TRANSMISSION (REAR AXLE) DIFFERENTIAL (PART 1)

FIGURE	REFERENCE	DENOMINATION	AMOUNT
019	70.03474.00	WASHER Ø33xØ50x1	1
020	17.03440.00	BEVEL GEAR SET	1

## TRANSMISSION (REAR AXLE)

### DIFFERENTIAL (PART 1)

CHASSIS: 67456

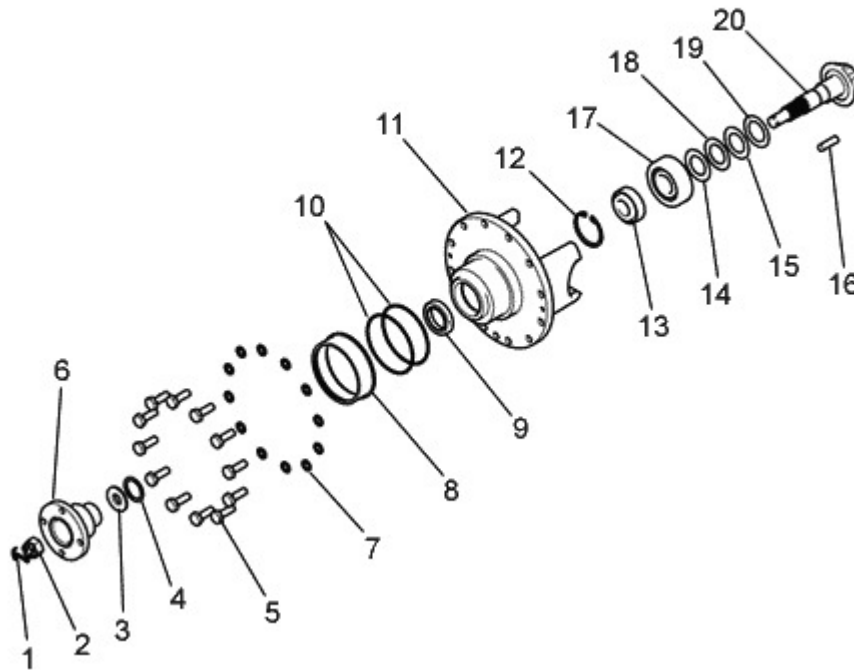


FIGURE	REFERENCE	DENOMINATION	AMOUNT
001	401.03040.60	PIN	1
002	710.16000.66	NUT	1
003	70.03435.00	WASHER Ø16x38x5	1
004	201.33025.50	O-RING DIN3770	1
005	603.10030.86	SCREW DIN933	12
006	70.03320.00	CYL/CYL COUPLING 35X90X65	1
007	104.10000.00	WASHER DIN7980 D10	12
008	17.03431.00	BUSHING Ø98xØ90x28	2
009	216.03510.50	SEAL	1
010	201.90002.50	GASKET DIN377090X95X2.5	4
011	70.03418.01	SUPPORT GEAR	1
012	905.52000.00	RING 0,5 MM.	1
013	307.25019.00	BEARING DIN720 32205-B	1
014	70.03463.00	SPACER	1
015	70.03462.00	SPACER	1
016	403.10035.00	PIN DIN6325 D10X35	1
017	307.30029.01	DIN 720 323 BEARING	1
018	70.03464.00	SPACER	1

**TRANSMISSION (REAR AXLE)****DIFFERENTIAL (PART 1)**

CHASSIS: 67456

FIGURE	REFERENCE	DENOMINATION	AMOUNT
019	70.03474.01	WASHER. D33XD50X1, 6	1
020	17.03440.00	BEVEL GEAR SET	1

## TRANSMISSION (REAR AXLE) DIFFERENTIAL (PART 2)

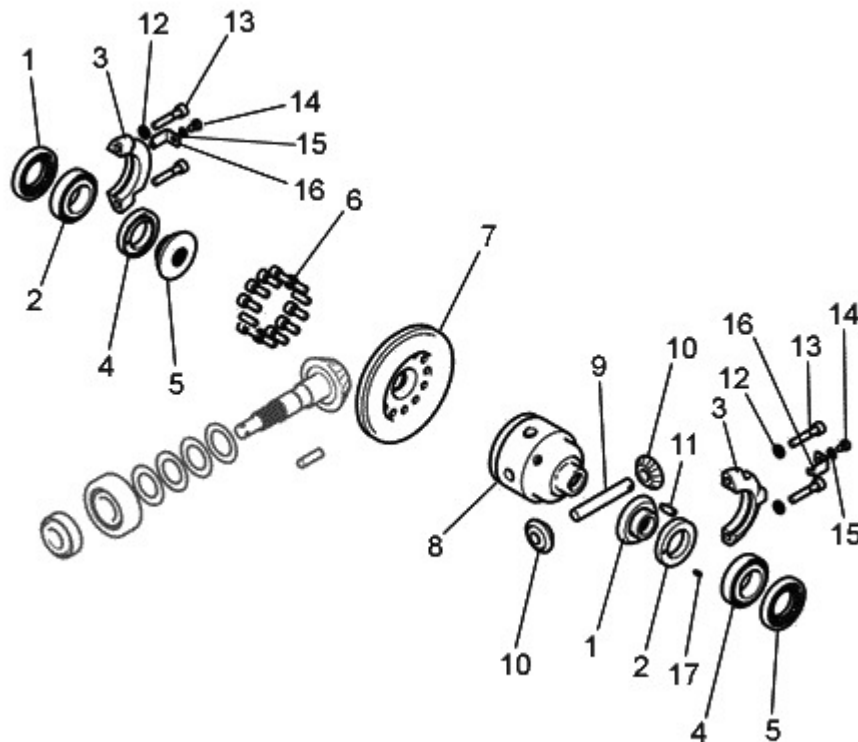


FIGURE	REFERENCE	DENOMINATION	AMOUNT
001	70.03434.00	BEARING 9X64X64	2
002	307.35018.00	ROLLING BEARING	2
003	70.03417.00	CLAMP	2
004	70.03433.00	WASHER Ø35,5x57x10	2
005	70.03426.00	CONICAL GEAR Z16	2
006	601.08020.96	HEXAGON SOCKET HEAD SCREW DIN912 M8x20	10
007	17.03440.00	BEVEL GEAR SET	1
008	70.03439.01	DIFFERENTIAL HOUSING	1
009	70.03424.01	AXLE 'CYL/CYL'	1
010	70.03425.00	CONICAL GEAR Z10	2
011	636.08020.80	SCREW DIN915 M8x20	2
012	104.08000.00	WASHER DIN7980 D8	4
013	601.08040.96	HEXAGON SOCKET HEAD SCREW DIN912 M8x40	4
014	603.06010.86	SCREW DIN933 M6x10	2
015	104.06000.00	WASHER DIN7980 D6	2
016	70.03437.00	FIXATION SUPPORT	2
017	403.03010.00	PIN DIN6325 3x10	2

## TRANSMISSION (REAR AXLE) CASINGS

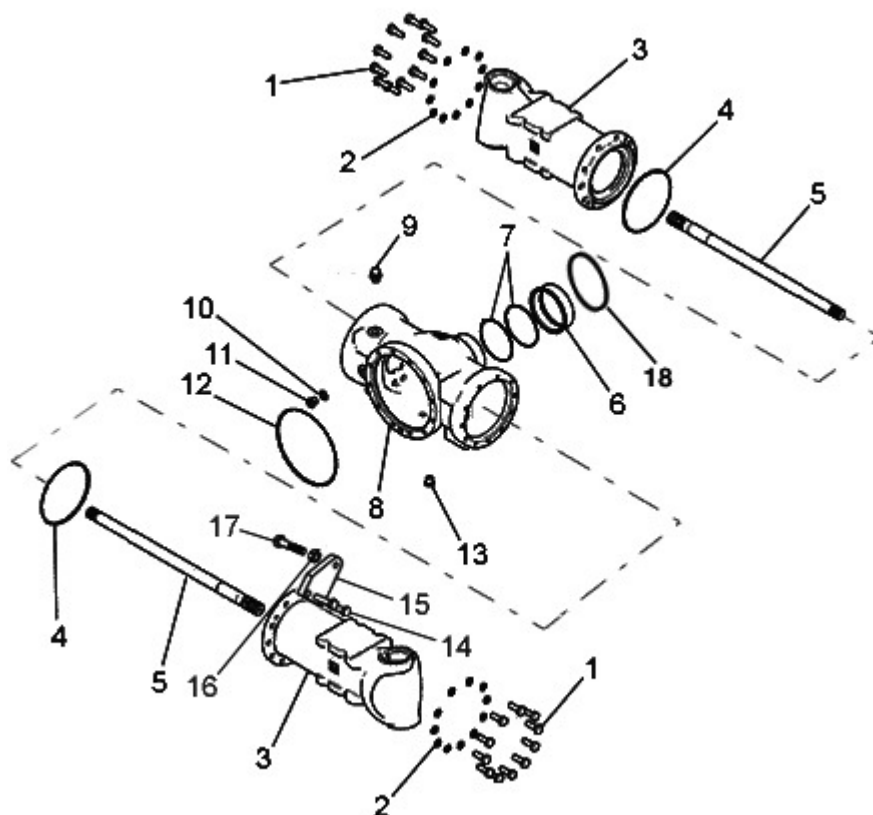


FIGURE	REFERENCE	DENOMINATION	AMOUNT
001	603.10030.86	SCREW DIN933	22
002	104.10000.00	WASHER DIN7980 D10	22
003	17.03413.00	AXLE HOUSING 172X333	2
004	201.13525.50	O-RING DIN3770	2
005	17.03414.00	DRIVE SHAFT 500	2
006	17.03431.00	BUSHING Ø98xØ90x28	2
007	201.90002.50	GASKET DIN377090X95X2.5	2
008	17.03412.00	DIF. CASING	1
009	20.03104.00	CAP	1
010	107.14000.10	WASHER AL 14x20x1.5	1
011	80.01035.01	CAP	1
012	201.16525.50	GASKET DIN3770 165X2.5	1
013	10.00921.00	CAP M14X150 DIN908	1
014	603.10045.86	BOLT DIN933 M10x45	4
015	17.03460.00	FIXATION SUPPORT	2
016	701.12000.66	NUT DIN934 M12x1.75	2
017	604.12060.86	SCREW DIN931 M12x60	2
018	17.03436.00		1

## TRANSMISSION (REAR AXLE) CASINGS

FIGURE	REFERENCE	DENOMINATION	AMOUNT
018	17.03437.00		1

## TRANSMISSION (REAR AXLE) ARTICULATION (PART 1)

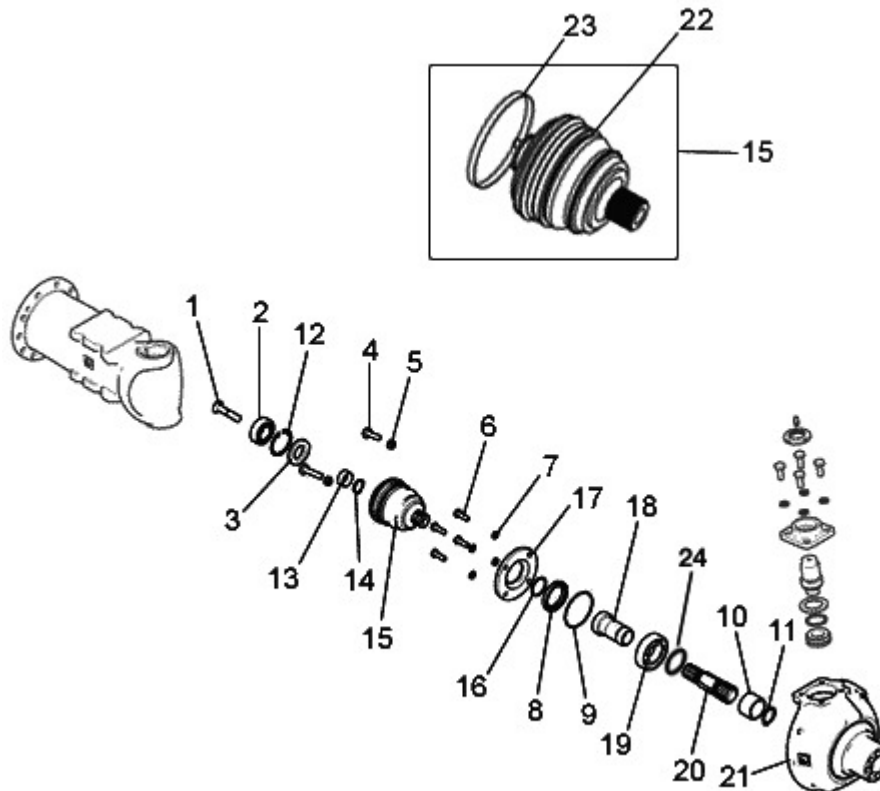


FIGURE	REFERENCE	DENOMINATION	AMOUNT
001	630.12060.96	BOLT ISO7380 M12x60	2
002	301.25015.01	BEARING DIN625	2
003	205.25007.50	SEAL DIN3760	2
004	603.10030.86	SCREW DIN933	26
005	701.10000.86	NUT DIN934 M10x1,5	4
006	603.08025.86	SCREW DIN933 M8x25	8
007	104.08000.00	WASHER DIN7980 D8	8
008	205.45008.50	COVERED SEAL	2
009	201.72002.50	GASKET DIN3770	2
010	17.03429.00	RING, INNER 45x28.5	2
011	904.30000.00	RING 0,5 MM.	2
012	905.52000.00	RING 0,5 MM.	2
013	17.03430.00	RING 12x30	2
014	904.25000.00	RING 0,5 MM.	2
015	17.03428RE00	U JOINT	2
016	201.35025.50	GASKET DIN3770	2
017	17.03425.00	REDUCTION COVER	2
018	17.03427.00	BUSHING 76x45	2

## TRANSMISSION (REAR AXLE) ARTICULATION (PART 1)

FIGURE	REFERENCE	DENOMINATION	AMOUNT
019	302.35017.00	BEARING	2
020	17.03426.00	AXLE CYL/CYL	2
021	17.03424.00	SUPPORT ART.	2
022	39.10631.00	DUST EXCLUDER	2
023	39.10633.00	HOSE CLAMP	2
024	201.16324.50		2



## TRANSMISSION (REAR AXLE) ARTICULATION (PART 2)

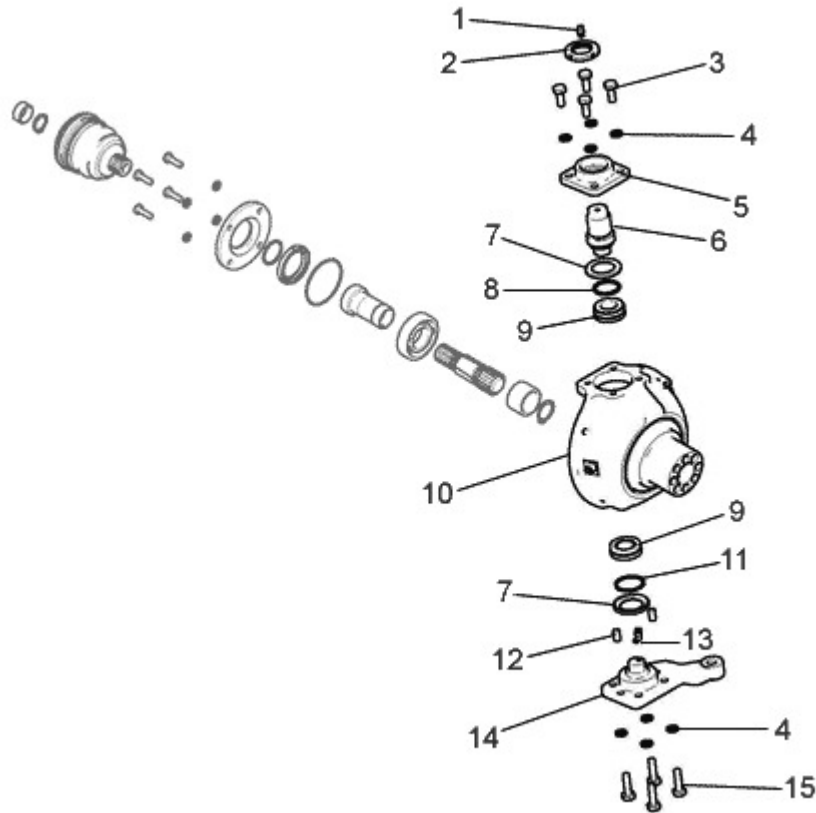


FIGURE	REFERENCE	DENOMINATION	AMOUNT
001	901.08000.33	GREASER DIN71412-A M8x1,25	2
003	603.10025.86	SCREW DIN933 M10x25	8
004	104.10000.00	WASHER DIN7980 D10	8
005	17.03419.00	COVER	2
006	17.03420.00	AXLE CYL/ROS	2
007	17.03421.00	WASHER, FIBER 54x35.5x4.5	4
008	201.34535.50	GASKET DIN3770	2
009	925.25015.00	BALL JOINT	4
010	17.03424.00	SUPPORT ART.	2
011	201.38003.50	GASKET DIN3770	2
012	403.10018.00	PIN DIN6325	4
013	903.08000.33	GREASER DIN71412-B	2
014	17.03416.00	RIGHT STUB AXLE 180X51.5	1
014	17.03417.00	LEFT STUB AXLE 183X51.5	1
015	603.10035.86	SCREW DIN933 M10x35	8

## TRANSMISSION (REAR AXLE) REDUCTION




FIGURE	REFERENCE	DENOMINATION	AMOUNT
001	60.00802.00	CAP	2
002	08.00317.00	METALLIC GASKET BUNA D3/8	2
003	70.03469.00	SCREW 45 M16X1.5	10
004	70.03416.05	REDUCTION CASE	2
005	70.03432.01	CYL/CYL AXLE D18X16	2
006	12.03409.00	GEAR Z33	6
007	12.03411.00	RING	12
008	604.08035.90	BOLT DIN931 M8x35 12K BLACK	16
009	70.03461.00	BUSHING 8x13x11,3	16
010	10.16351.00	REGUL SKIM	2
011	10.16350.00	REGUL SKIM	2
012	307.75025.00	BEARING	4
013	216.09512.50	SEAL	2
014	70.03415.00	WHEEL HUB	2
015	201.15125.50	O-RING DIN3770	2
016	604.08035.86	SCREW DIN931	16
017	10.16352.00	REGUL SKIM	2
018	70.03422.00	CROWN	2
019	104.08000.00	WASHER DIN7980 D8	32

020	904.24000.00	RING DIN471 E24	6
021	12.03410.00	NEEDLES BEARING	6
022	107.14000.10	WASHER AL 14x20x1.5	2
023	10.00921.00	CAP M14X150 DIN908	2
024	70.34160RE05	COMPLETE WHEEL HUB	2

# TRANSMISSION (REAR AXLE) DRIVE PINION

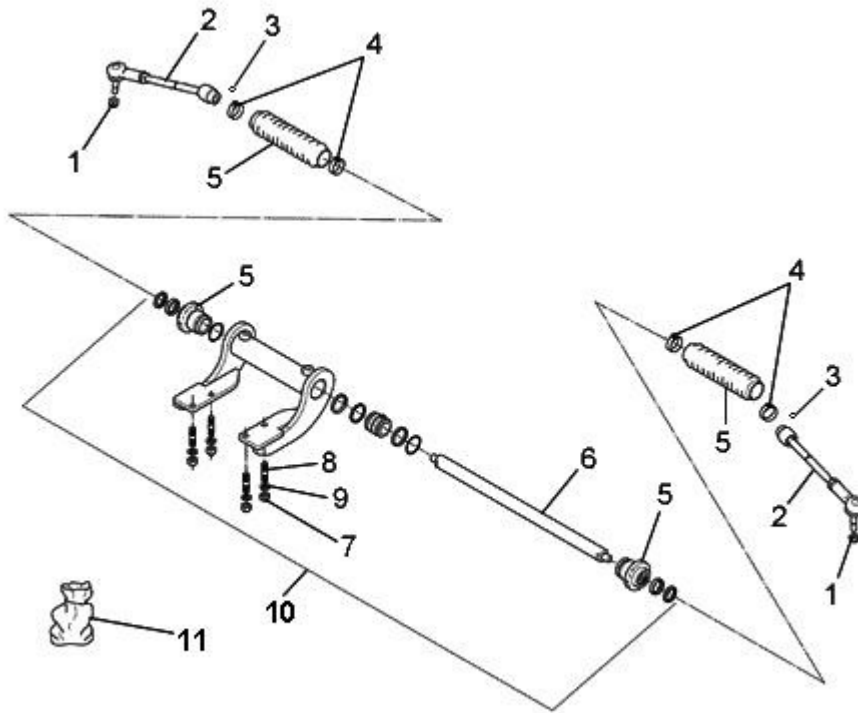


FIGURE	REFERENCE	DENOMINATION	AMOUNT
001	720.12000.00	NUT DIN985 M10 SELF-LOCK	2
002	17.06110.00	AXLE CYL	2
003	17.06111.00		2
004	912.32050.66	CLAMP DIN3017	4
005	17.06104.00	SPINDLE GUIDE D30X68X70	2
006	17.06103.00	SPINDLE D30X COMP.	1
007	711.12000.66	NUT DIN982 M12	4
008	15.00357.00	STUD DIN939 M12x1,75	4
009	104.12000.00	WASHER DIN7980 D12	4
010	17.06101.00		1
011	17.06107.00	SEAL KIT	1

## 04. CHASSIS

### CHASSIS

+

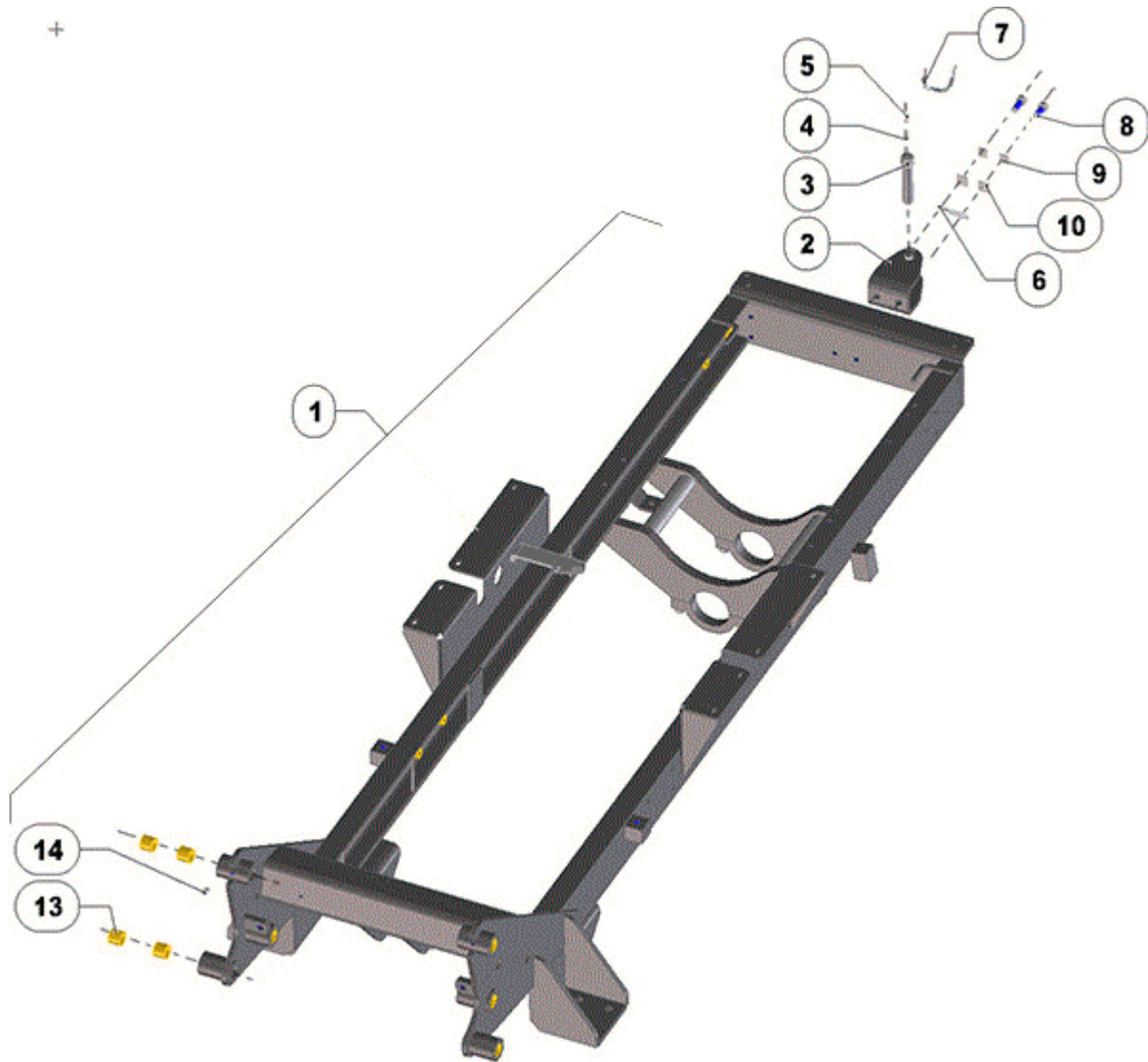


FIGURE	REFERENCE	DENOMINATION	AMOUNT
001	17.04099.00	FRAME 936x532x2738 D201RH	1
002	17.08090.00	SUPPORT	1
003	15.00835.00	AXLE CPA/GRA 25x30x135	1
004	701.05000.66	NUT DIN934 M5x0.8	1
005	603.06010.86	SCREW DIN933 M6x10	1
006	15.00836.00	PIN DIN11024 R4	1
007	15.00834.00	CHAIN	1
008	603.14035.86	SCREW DIN933	2
009	101.14000.66	WASHER DIN125 D14	2
010	104.14000.00	CIR-CLIP EXT. DIN7980	4
013	949.03030.00	WASHER DIN125	12
014	901.08000.33	GREASER DIN71412-A M8x1,25	2

# BRAKE ACTIVATION FOOTBRAKE (PART 1)

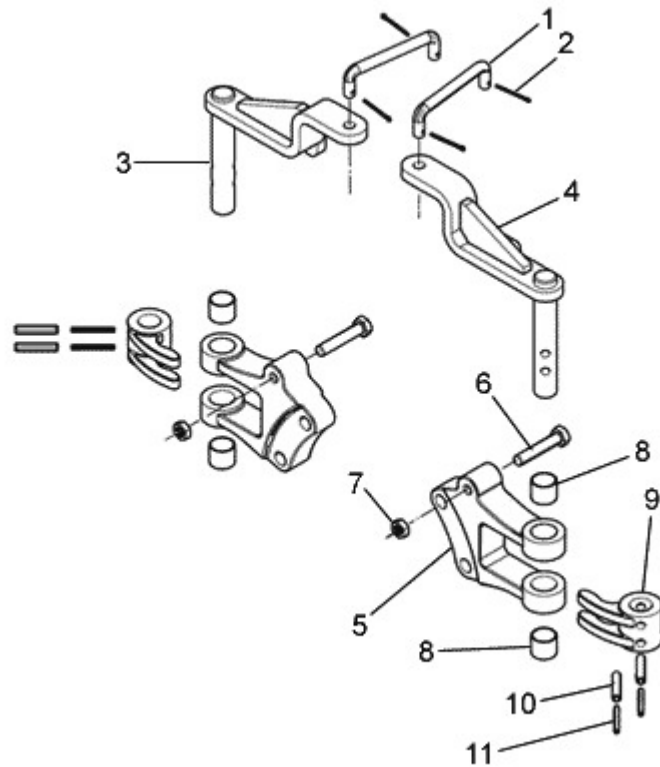


FIGURE	REFERENCE	DENOMINATION	AMOUNT
001	12.05121.00	ROD	2
002	401.02025.60	PIN DIN94 2x25	4
003	12.05111.00	RIGHT BRAKE LEVER 43X132X150	1
004	12.05112.00	LEFT BRAKE LEVER 43X132X150	1
005	70.05012.00	ART. SUPPORT 25X86X104	2
006	603.08040.86	SCREW DIN933	2
007	701.08000.66	NUT DIN934 M8X1,25	2
008	939.01615.00	BUSH	4
009	70.05010.00	ACT. FORK D16	2
010	402.06030.00	PIN	4
011	402.35030.00	PIN	4

## BRAKE ACTIVATION FOOTBRAKE (PART 2)

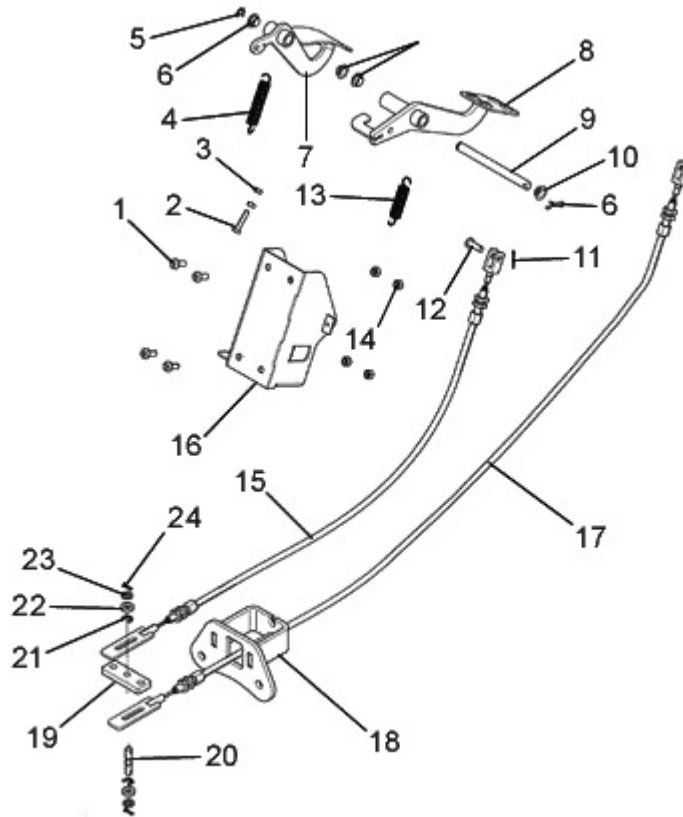


FIGURE	REFERENCE	DENOMINATION	AMOUNT
001	630.08020.96	SCREW ISO7380	4
002	603.06030.86	SCREW DIN933 M6x30	1
003	701.06000.66	NUT DIN934 M6X1	2
004	17.05116.00	SPRING	1
005	17.05113.00	RING Ø9 DIN6799	1
006	17.05112.00	BUSHING Ø14xØ12x7	4
007	17.02015.00	PEDAL ACC.254X71.5X65	1
008	17.05010.00	PEDAL	1
009	13.04510.00	AXLE 'CYL/CYL' PEDALS	1
010	17.05114.00	PIN	1
011	401.02025.60	PIN DIN94 2x25	1
012	01.00514.02	AXLE CIL/CPA	1
013	17.05115.00	SPRING	1
014	711.08000.66	NUT DIN982 M8	4
015	17.05102.00		1
016	17.05111.00	FIXING SUPPORT	1
017	17.05103.00	BRAKE CABLE D3.5X1410	1
018	17.05101.00	SUPPORT	1

## BRAKE ACTIVATION FOOTBRAKE (PART 2)

FIGURE	REFERENCE	DENOMINATION	AMOUNT
019	17.05104.00	PLATE SUPPORT	1
020	17.05105.00	STUD	1
021	17.05106.00	RING Ø7 DIN6799	2
022	17.05107.00	BUSHING Ø16xØ8.5x3.7	2
023	17.05108.00	WASHER DIN125 Ø8	2
024	17.05109.00	PIN	2



## BRAKE ACTIVATION FOOTBRAKE (PART 3)

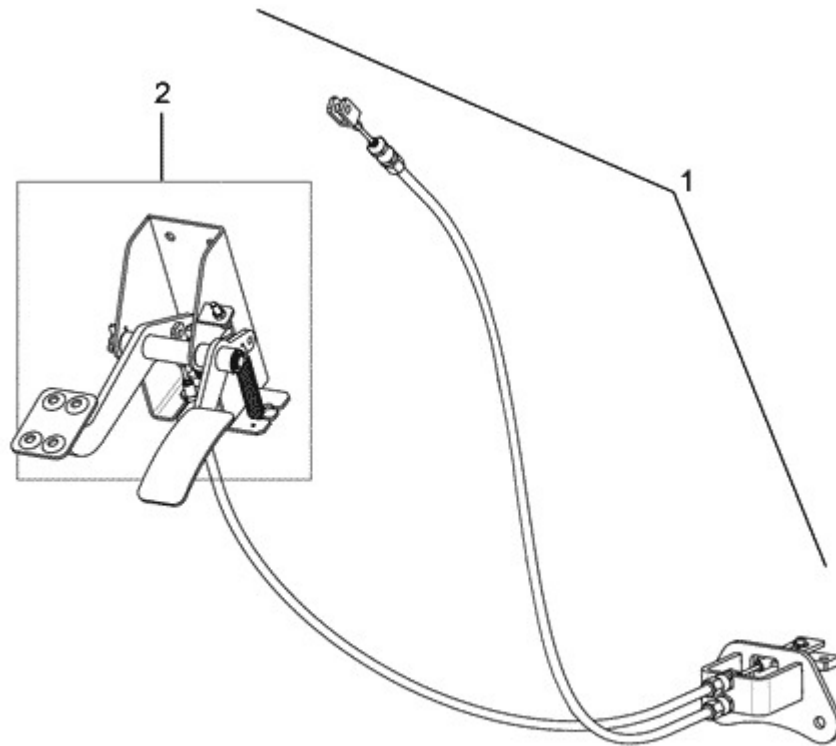


FIGURE	REFERENCE	DENOMINATION	AMOUNT
001	17.05100.00	BREAK OPERATION + ACCELERATOR	1
002	17.05110.00	PEDALS FIXATION SUPPORT ASSEMBLY	1

## BRAKE ACTIVATION HANDBRAKE

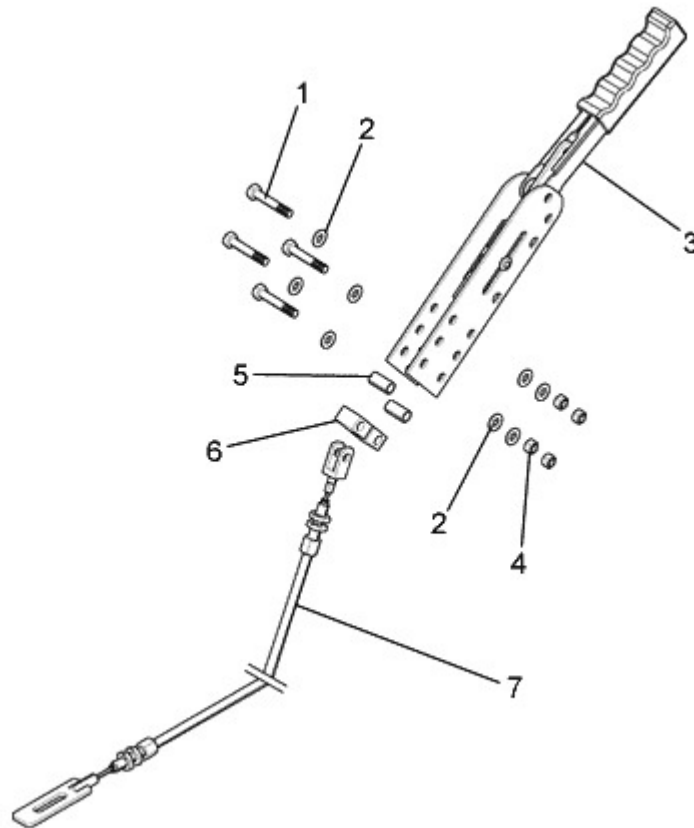


FIGURE	REFERENCE	DENOMINATION	AMOUNT
001	630.08050.96	BOLT ISO7380 M8x50	4
002	101.08000.66	WASHER DIN125 D8	8
003	43.00755.01	CONTROL LEVER	1
004	711.08000.66	NUT DIN982 M8	4
005	43.00758.01	ACC. FORK	2
006	43.00755.12	STRIP SUPPORT	1
007	17.05103.00	BRAKE CABLE D3.5X1410	1

## 06. STEERING DRIVE PINION

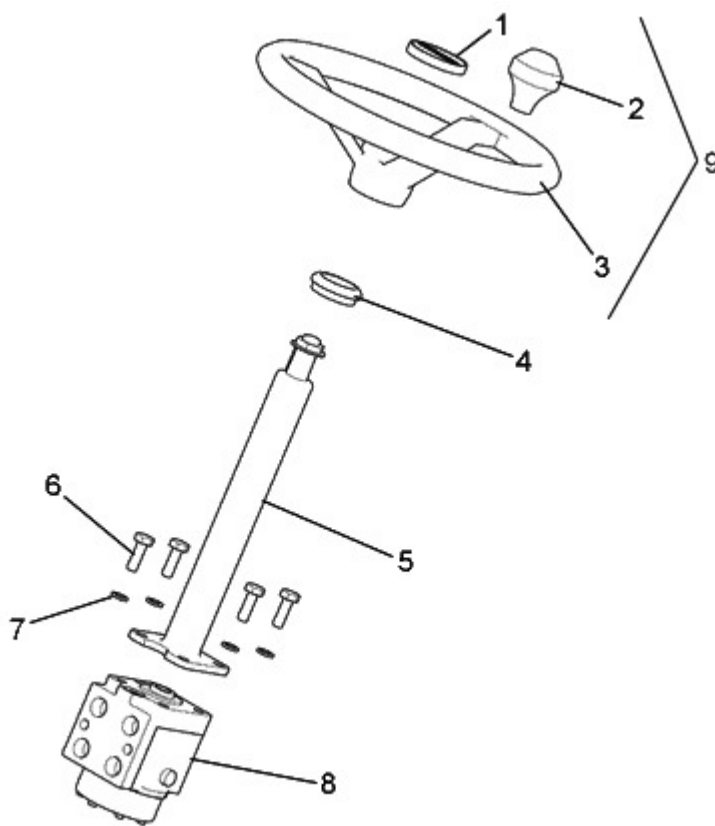


FIGURE	REFERENCE	DENOMINATION	AMOUNT
001	00.00626.03	TRIM	1
002	15.10161.01	KNOB	1
003	15.01016.01	STEERING WHEEL D21-315 WITH POMMEL	1
004	15.20727.00	NYLON BEARING 16x38x52	1
005	09.10680.00	STEERING COLUMM	1
006	630.08025.96	SCREW ISO7380	4
007	104.10000.00	WASHER DIN7980 D10	4
008	17.06010.00		1
009	15.01016.01	STEERING WHEEL D21-315 WITH POMMEL	1

## 06. STEERING DRIVE PINION

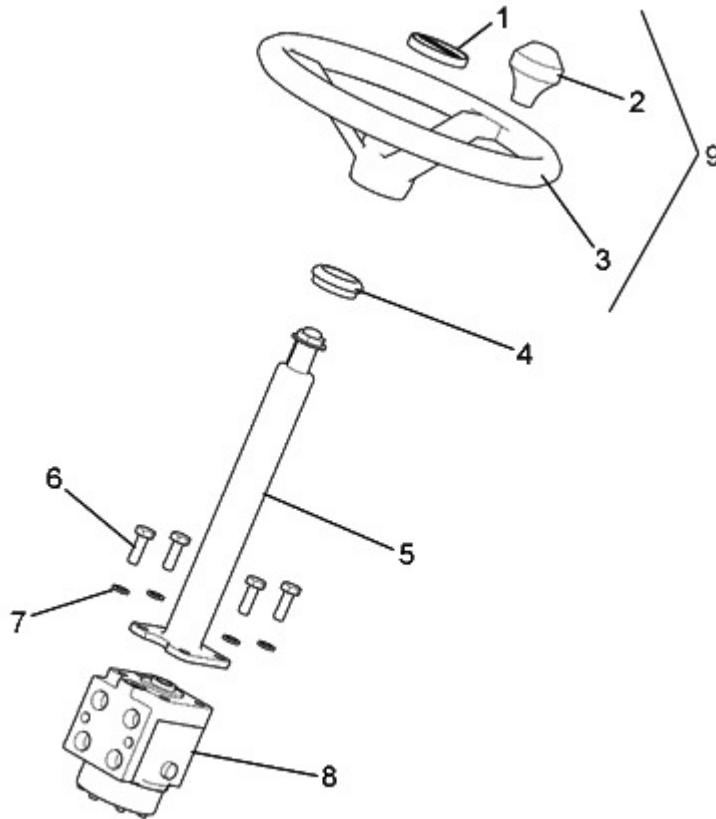


FIGURE	REFERENCE	DENOMINATION	AMOUNT
001	00.00626.05	TRIM	1
002	15.10161.01	KNOB	1
003	15.01016.01	STEERING WHEEL D21-315 WITH POMMEL	1
004	15.20727.00	NYLON BEARING 16x38x52	1
005	09.10680.00	STEERING COLUMM	1
006	630.08025.96	SCREW ISO7380	4
007	104.10000.00	WASHER DIN7980 D10	4
008	17.06010.00		1
009	15.01016.01	STEERING WHEEL D21-315 WITH POMMEL	1

# WHEEL WHEELS

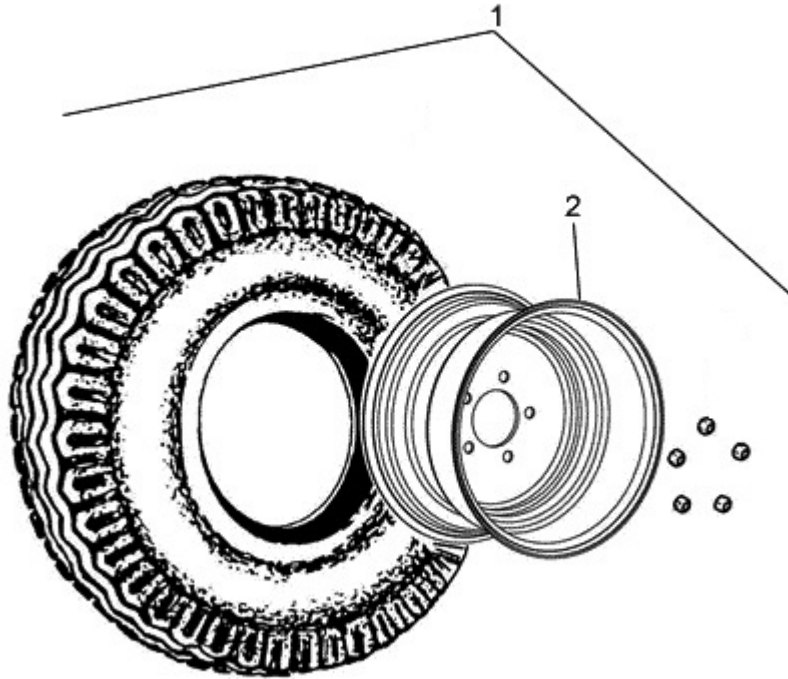


FIGURE	REFERENCE	DENOMINATION	AMOUNT
001	17.07020.00		4
002	17.07011.00	RIM 9.00X15,3 05 94 E1	4

## 08. BODYWORK

### SHEETS (1)

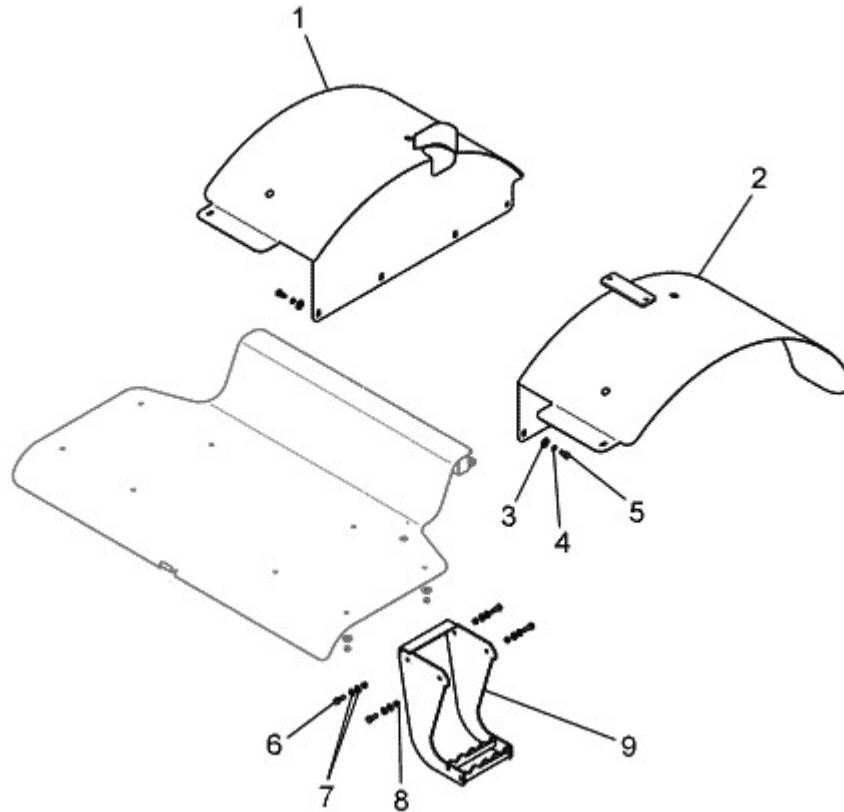


FIGURE	REFERENCE	DENOMINATION	AMOUNT
001	17.08051.00	RH MUDGUARD	1
002	17.08050.00	LH MUDGUARD	1
003	112.10000.66	WASHER DIN9021 D10	4
004	104.10000.00	WASHER DIN7980 D10	8
005	603.10020.86	SCREW DIN933 M10x20	8
006	603.08025.86	SCREW DIN933 M8x25	4
006	603.08035.86	SCREW DIN933	4
007	112.08000.66	WASHER DIN9021 D8	28
008	711.08000.66	NUT DIN982 M8	12
009	17.08021.00	STAIR HANGER	1

## 08. BODYWORK

### SHEETS (2)

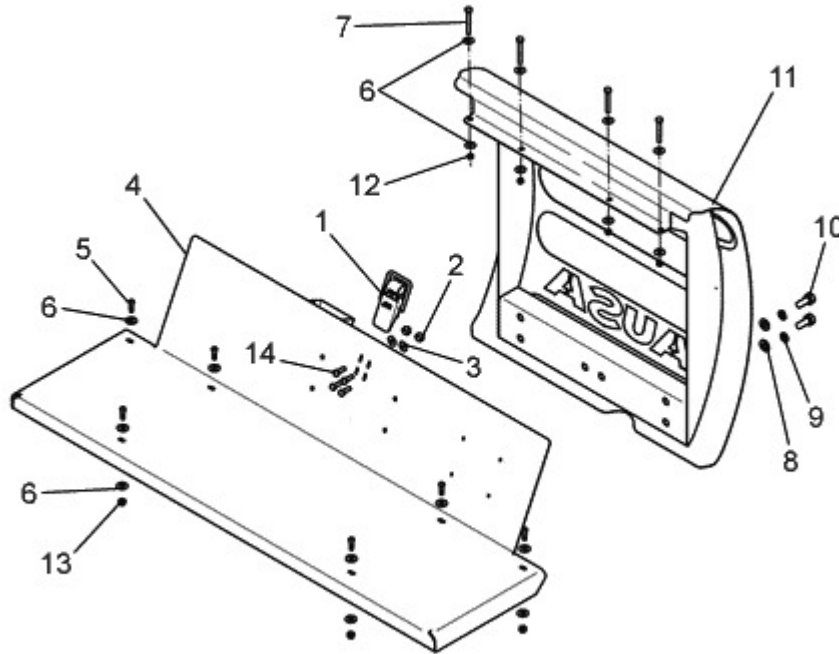


FIGURE	REFERENCE	DENOMINATION	AMOUNT
001	70.08026.00	ENGINE COVER LOCKING	1
002	711.05000.66	NUT DIN982 M5	4
003	112.05000.66	WASHER DIN9021 D5	4
004	17.08020.00	PLATE COVER	1
005	630.08025.96	SCREW ISO7380	6
006	112.08000.66	WASHER DIN9021 D8	28
007	604.08060.86	SCREW DIN931 M8x60	4
008	101.14000.66	WASHER DIN125 D14	4
009	104.14000.00	CIR-CLIP EXT. DIN7980	4
010	603.14035.86	SCREW DIN933	4
011	17.08070.00	REAR COVER	1
011	17.08070.00R9001	TAPA. 1280X760.5X135 WHITE COLOUR	1
012	711.08000.66	NUT DIN982 M8	12
013	711.10000.66	SHOCK ABSORBER	6
014	603.05020.86	SCREW DIN933 M5x20	4

## 08. BODYWORK SHEETS (3)

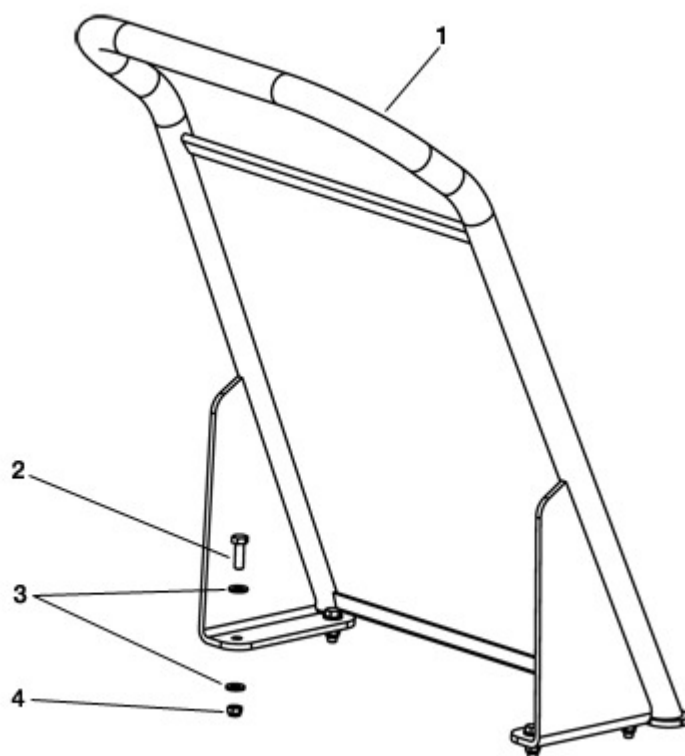


FIGURE	REFERENCE	DENOMINATION	AMOUNT
001	17.08201.00	PROTECTOR 660X500X460	1
002	603.08030.86	SCREW DIN933 M8X30	4
003	101.08000.66	WASHER DIN125 D8	8
004	711.08000.66	NUT DIN982 M8	4



# 08. BODYWORK

## AXLE AND WHEEL HUB 2

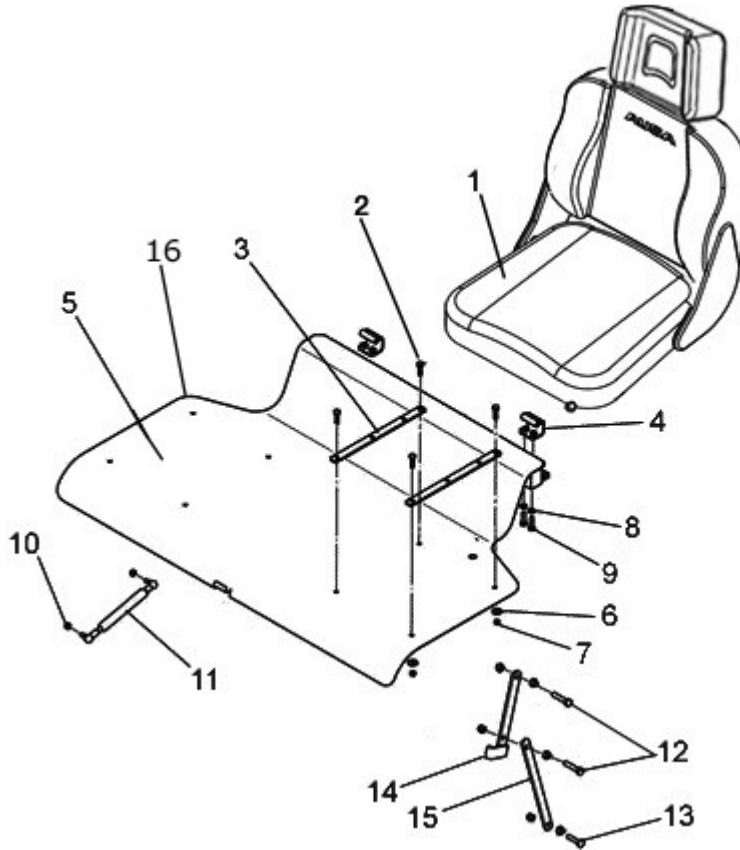


FIGURE	REFERENCE	DENOMINATION	AMOUNT
001	43.00790.03	DRIVERS SEAT	2
002	603.08025.86	SCREW DIN933 M8x25	8
003	10.11081.00	PIN SUPPORT 6X20X317	2
004	17.08061.00	HINGE	2
005	17.08060.00	COVER ENGINE	1
005	17.08060.00R9001	COVER 1280X760.5X135 ENGINE	1
006	112.08000.66	WASHER DIN9021 D8	28
007	711.08000.66	NUT DIN982 M8	12
008	112.08000.66	WASHER DIN9021 D8	12
009	711.05000.66	NUT DIN982 M5	4
010	701.08000.66	NUT DIN934 M8X1,25	6
011	17.08030.00	SHOCK ABSORBER, 10x22x372 1100N	1
012	603.06025.86	SCREW DIN933 M6x25	2
013	603.06020.86	SCREW DIN933 M6x20	1
014	62.21531.00	TIE ROD 4x15x177	1
015	62.21532.00	TIE ROD 4x15x150	1
016	472.00409.00	RUBBER PROFILE 16x23x25000	1

## 08. BODYWORK

### 2ND SEAT KIT

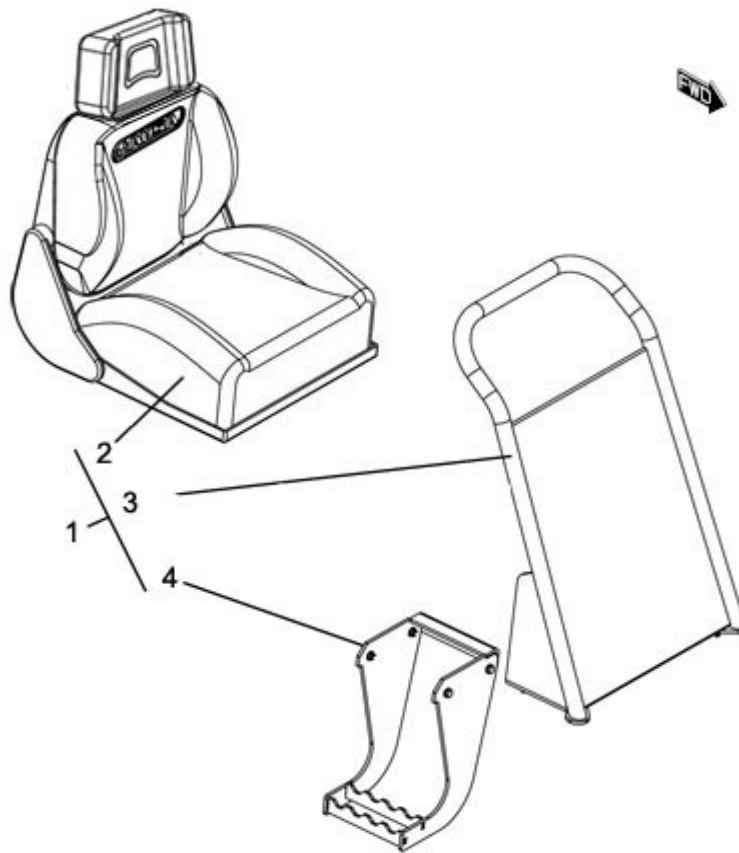


FIGURE	REFERENCE	DENOMINATION	AMOUNT
001	17.08200.00	2ND SEAT KIT	1
002	43.00790.03	DRIVERS SEAT	1
003	17.08021.00	STAIR HANGER	1
003	17.08201.00	PROTECTOR 660X500X460	1

## 08. BODYWORK

### ROPS-FOPS PROTECTOR ROOF

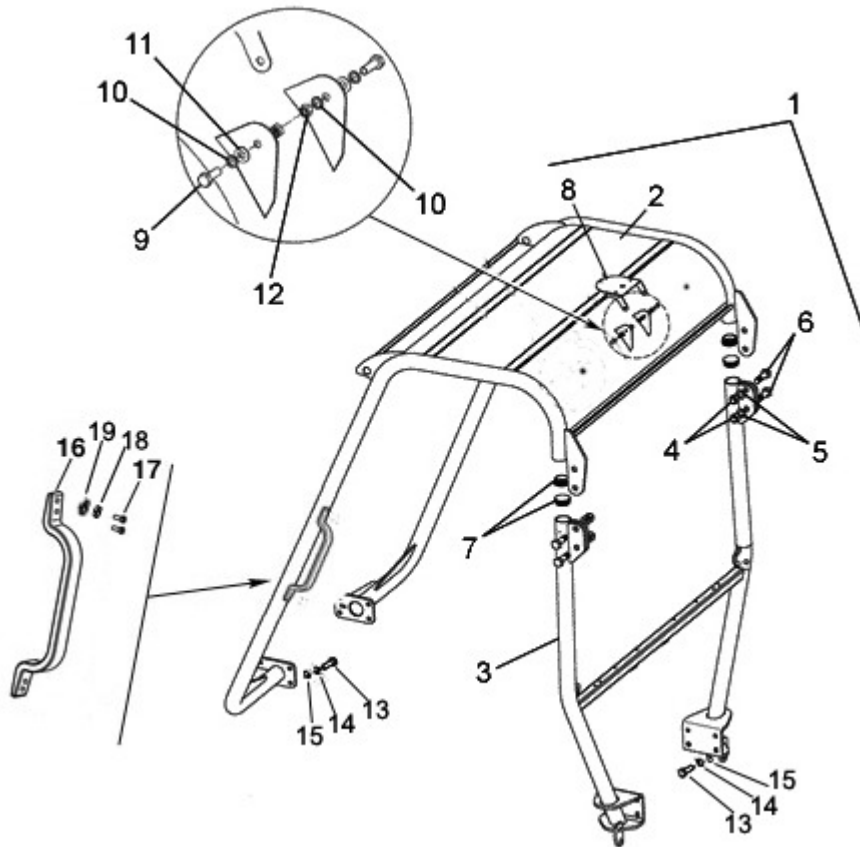


FIGURE	REFERENCE	DENOMINATION	AMOUNT
001	17.08110.02	PROTECTOR ROOF FOPS COMP.	1
002	17.08105.00		1
003	17.08101.00	BASE PROTECTOR ARC	1
004	711.20000.66	NUT	4
005	101.20000.66	WASHER DIN125	4
006	604.20065.86	SCREW DIN931	4
007	17.08104.00	CAP D60X22	4
008	70.08106.00	SUPPORT 170x150x2	1
009	603.08025.86	SCREW DIN933 M8x25	2
010	101.08000.66	WASHER DIN125 D8	4
011	116.08000.00	WASHER DIN125 A D8	2
012	720.08000.66	NUT DIN985 M8 AUTOLOCKING	2
013	603.14040.86	SCREW DIN933 M14x40	8
014	104.14000.00	CIR-CLIP EXT. DIN7980	16
015	101.14000.66	WASHER DIN125 D14	16
016	46.09991.00	KNOB	1
017	615.04015.66	SCREW DIN84 M4x15	4
018	104.04000.00	WASHER DIN7980 D4	4

## 08. BODYWORK

### ROPS-FOPS PROTECTOR ROOF

FIGURE	REFERENCE	DENOMINATION	AMOUNT
019	101.04000.66	WASHER DIN125 D4	4

## 08. BODYWORK

### PROTECTORS AND REAR MIRROR

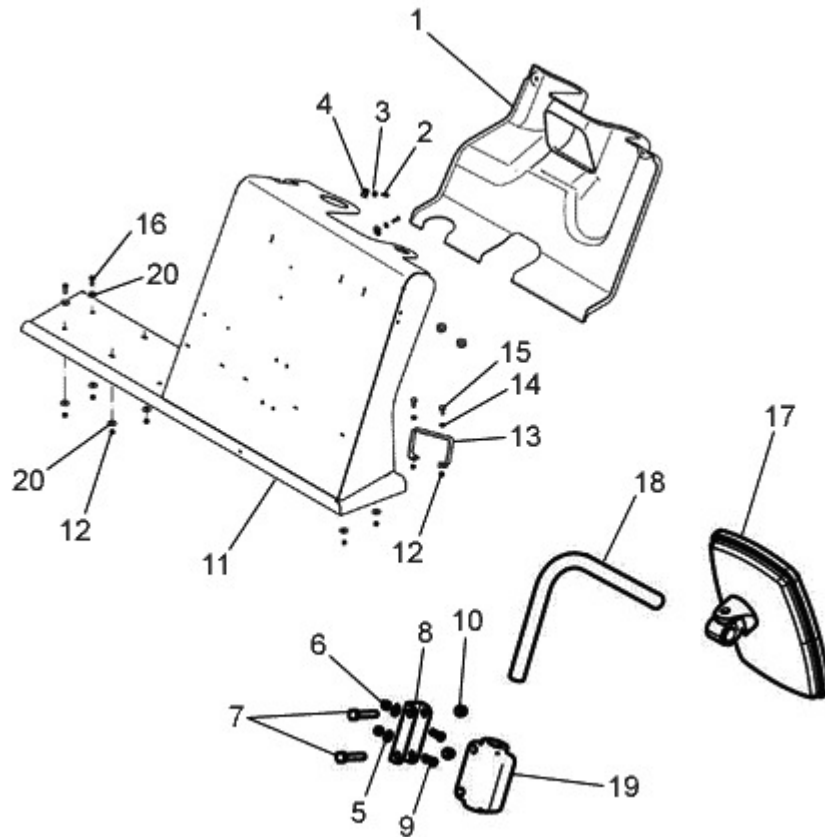


FIGURE	REFERENCE	DENOMINATION	AMOUNT
001	17.08010.00	TABLIER COVER	1
002	630.06020.96	SCREW ISO7380 M6x20	2
003	112.06000.00	WASHER DIN9021 D6	2
004	727.06004.86	CAGED NUT M6x4	2
005	112.05000.66	WASHER DIN9021 D5	2
006	711.05000.66	NUT DIN982 M5	2
007	604.06035.86	SCREW DIN931 M6x35	2
008	09.11012.00	SOP. EJE 18X25X75 RETROVISOR	1
009	630.05015.86		2
010	711.06000.66	NUT DIN982 M6	2
011	17.08040.01	SWITCHBOARD 635X705X1400 C	1
012	711.08000.66	NUT DIN982 M8	2
013	70.08039.00	SUPPORT	1
014	104.08000.00	WASHER DIN7980 D8	2
015	603.08020.86	SCREW DIN933 M8x20	2
016	112.08000.66	WASHER DIN9021 D8	8
017	09.11013.00	REARVIEW MIRROR 142X208	1
018	09.11010.00	SUPPORT 16X143X143	1

## 08. BODYWORK

### PROTECTORS AND REAR MIRROR

FIGURE	REFERENCE	DENOMINATION	AMOUNT
019	09.11011.00	AXLE SUPPORT MIRROR	1
020	630.08025.96	SCREW ISO7380	4

## 08. BODYWORK COUNTERWEIGHT

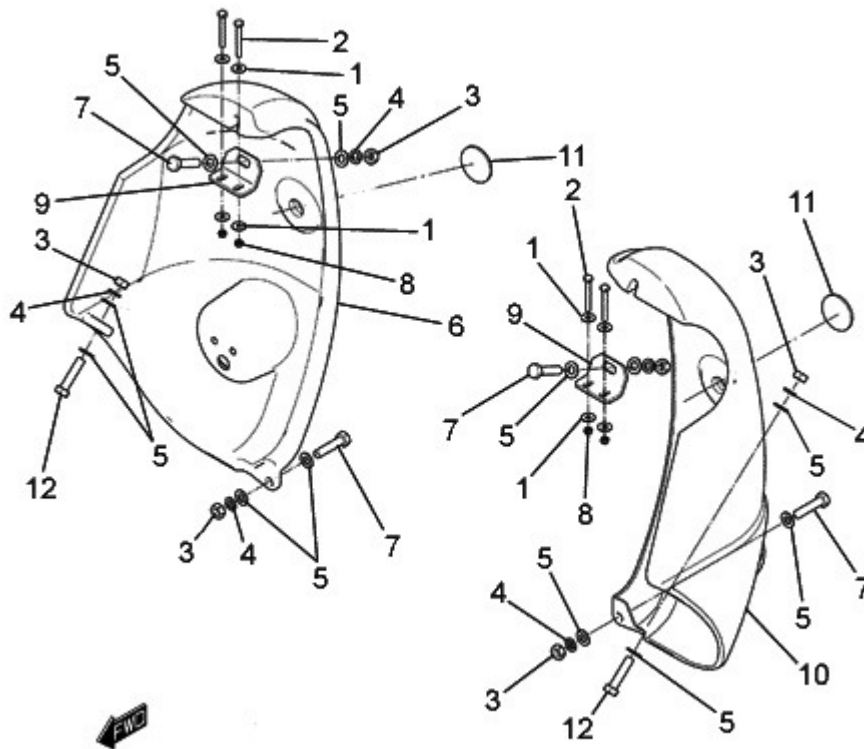


FIGURE	REFERENCE	DENOMINATION	AMOUNT
001	112.08000.66	WASHER DIN9021 D8	8
002	604.08065.86	SCREW DIN931 M8X65	4
003	701.14000.86	NUT	4
004	104.14000.00	CIR-CLIP EXT. DIN7980	6
005	101.14000.66	WASHER DIN125 D14	12
006	17.08081.00R9001	RH BALLAST WEIGHT. WHITE COLOUR	1
006	17.08081.00	RH BALLAST WEIGHT.	1
007	604.14060.86	SCREW DIN931	4
008	711.08000.66	NUT DIN982 M8	4
009	17.08103.00	SUPPORT PAS.REC.	2
010	17.08080.00r9001	LH BALLAST WEIGHT.WHITE COLOUR	1
010	17.08080.00	LH BALLAST WEIGHT.	1
011	70.08028.00	RETROREFLECTOR	2
012	603.14030.86	BOLT DIN933 M14x30	2
013	17.08082.00	FRONT COUNTERWEIGHT 75 KG	1

## 08. BODYWORK

### WINDSCREEN

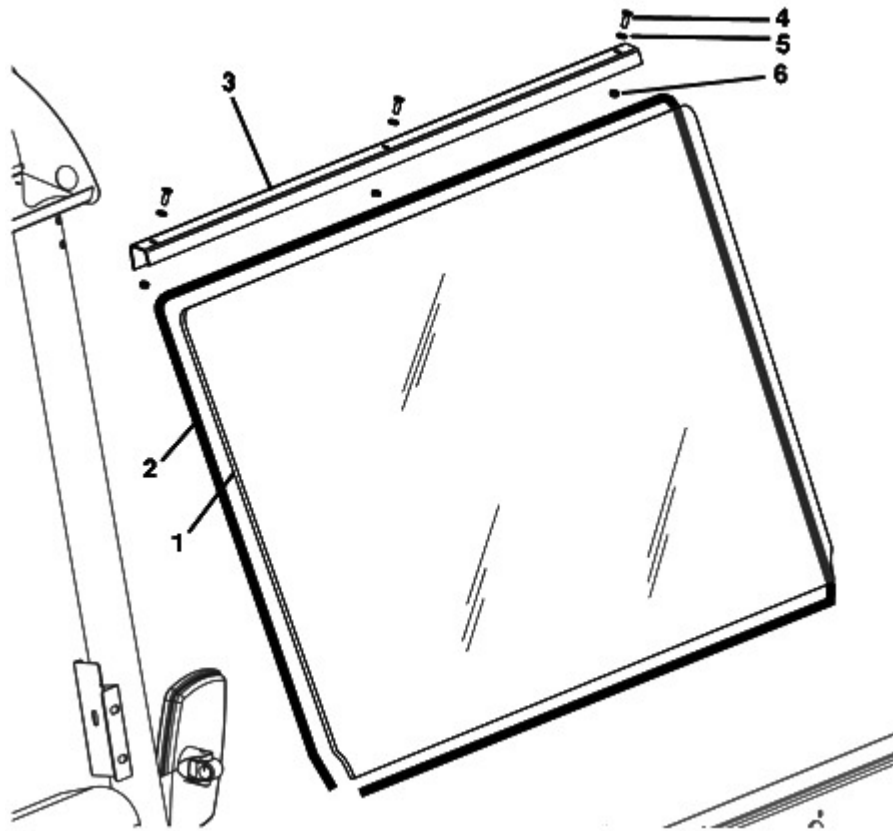


FIGURE	REFERENCE	DENOMINATION	AMOUNT
001	17.08210.01	GLASS 5X605X1276 WINDSCREEN	1
002	17.08216RE00	RUBBER PROFILE MAT.	2
003	17.08212.00R9001	PROFILE FOR. U 24X32X1234 (WHITE COLOUR)	1
004	618.06015.86	SCREW DIN7991	3
005	101.06000.66	WASHER DIN125 D6	3
006	711.06000.66	NUT DIN982 M6	3



## 08. BODYWORK

### FRONT SHEET

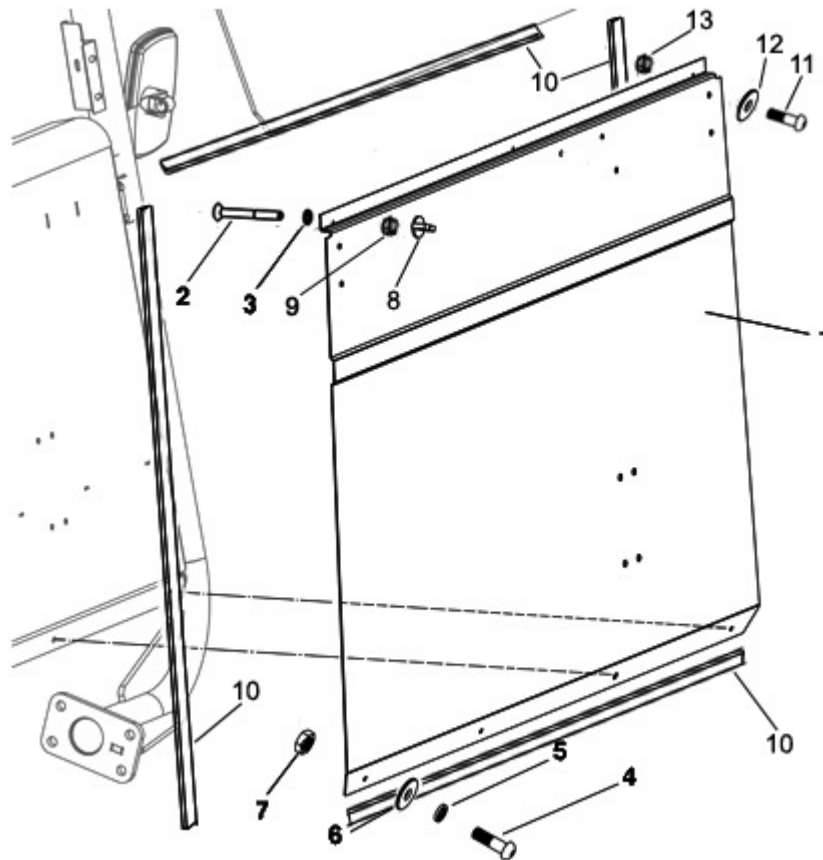


FIGURE	REFERENCE	DENOMINATION	AMOUNT
001	17.08211.00R9001	SUPPORT 940X1350X2 SCREEN (WHITE COLOUR)	1
002	618.04035.62	FLAT HEAD SOCKET CAP SCREW DIN7991	3
003	101.04000.66	WASHER DIN125 D4	3
004	630.08015.96	SCREW ISO7380	4
005	104.08000.00	WASHER DIN7980 D8	4
006	112.08000.66	WASHER DIN9021 D8	4
007	701.10000.86	NUT DIN934 M10x1,5	4
008	MA.10029.00	CAP	3
009	711.04000.66	NUT	3
010	472.00007.00	RUBBER PROFILE MAT.	4
011	630.08025.96	SCREW ISO7380	6
012	112.08000.66	WASHER DIN9021 D8	6
013	711.08000.66	NUT DIN982 M8	6

## 08. BODYWORK

### WINDSCREEN SUPPORTS

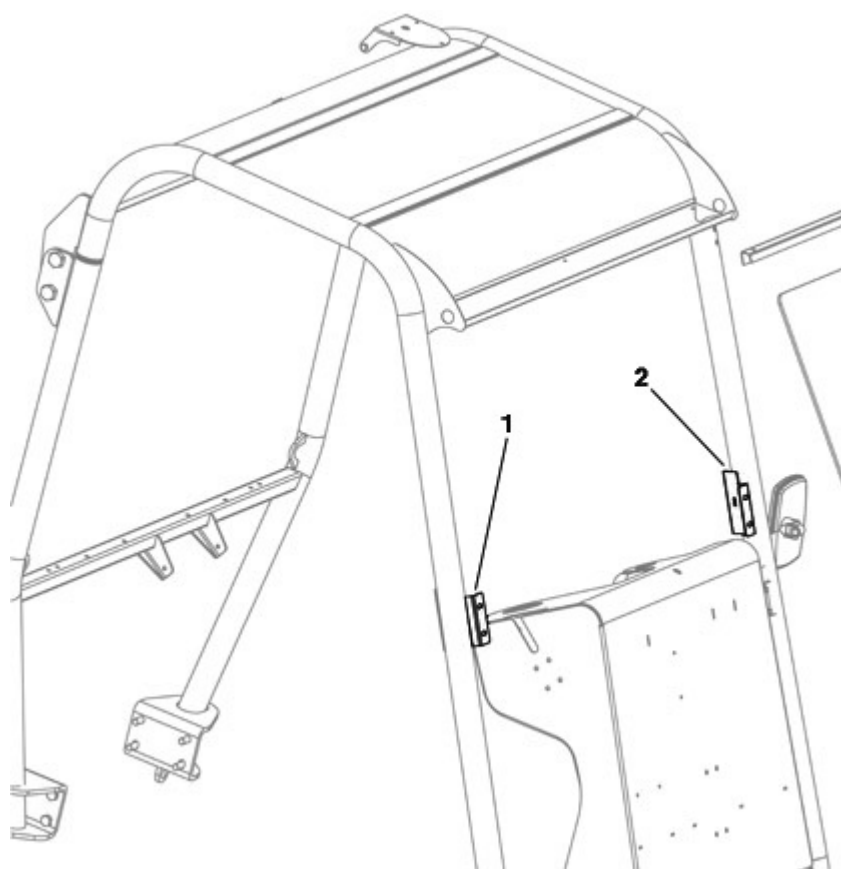


FIGURE	REFERENCE	DENOMINATION	AMOUNT
001	17.08214.00R9001	SUPPORT 140X2 (WHITE COLOUR)	1
002	17.08213.00R9001	SUPPORT 140X2 (WHITE COLOUR)	1

## 08. BODYWORK

### WINDSCREEN WIPERS (PART 4)

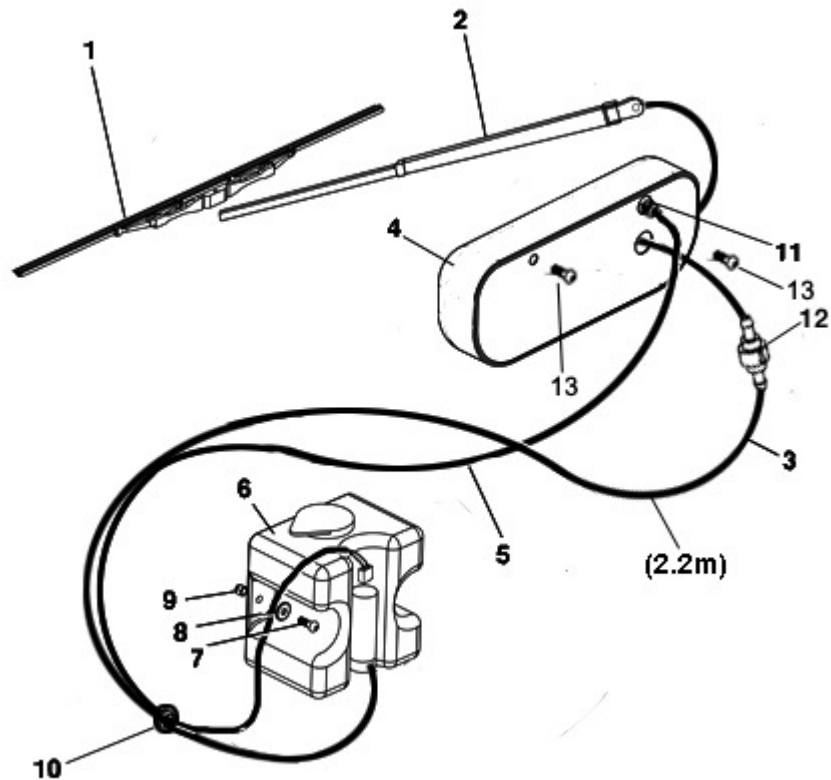


FIGURE	REFERENCE	DENOMINATION	AMOUNT
001	13.08203.00	BRUSH CLEANER	1
002	13.08202.00	CLEAN ARM	1
003	464.03005.28	TUBE B/P 3X5 EPDM	1
004	13.08201.00	CLEAN ENGINE	1
005	17.11027.00		1
006	46.08621.00	SCREEN WIPER PUMP TANK	1
007	630.06020.96	SCREW ISO7380 M6x20	2
008	112.06000.66	WASHER DIN9021 D6	2
009	711.06000.66	NUT DIN982 M6	2
010	16.01155.00	GROMMET D11XD15XD19X4X8	2
011	13.08204.00	CLEAN WATER GROMMET	1
012	13.08205.00	Check Valve CLEAN	1
013	630.08025.96	SCREW ISO7380	2

**08. BODYWORK**  
**WINDSCREEN WIPERS (PART 4)**  
 CHASSIS: 65120

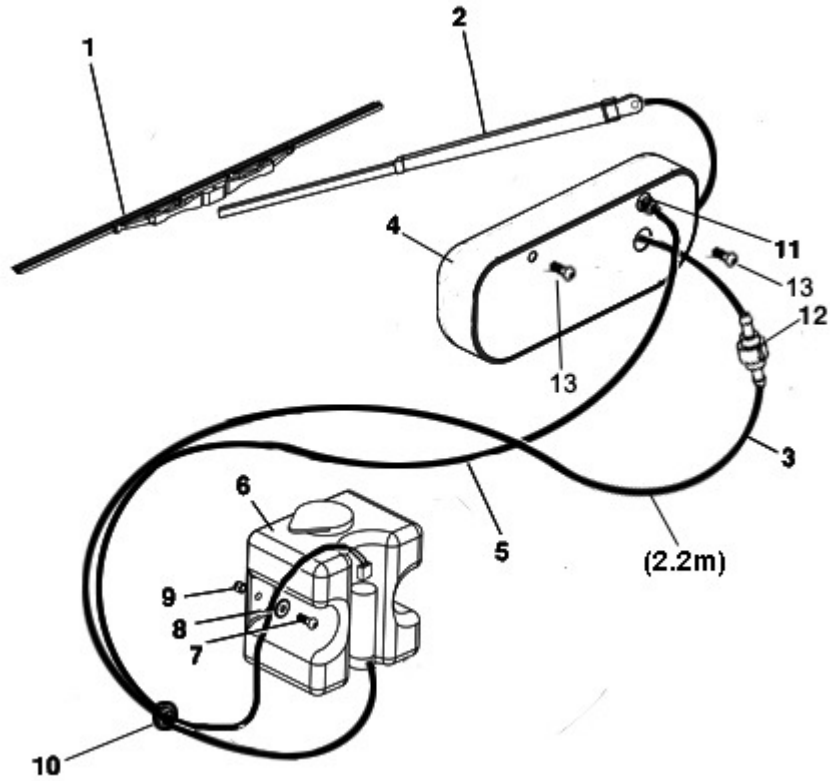


FIGURE	REFERENCE	DENOMINATION	AMOUNT
001	13.08203.00	BRUSH CLEANER	1
002	13.08202.00	CLEAN ARM	1
003	464.03005.28	TUBE B/P 3X5 EPDM	1
004	13.08201.02	Left Wiper Motor	1
005	17.11027.00		1
006	46.08621.00	SCREEN WIPER PUMP TANK	1
007	630.06020.96	SCREW ISO7380 M6x20	2
008	112.06000.66	WASHER DIN9021 D6	2
009	711.06000.66	NUT DIN982 M6	2
010	16.01155.00	GROMMET D11XD15XD19X4X8	2
011	13.08204.00	CLEAN WATER GROMMET	1
012	13.08205.00	Check Valve CLEAN	1
013	630.08025.96	SCREW ISO7380	2

## 08. BODYWORK

### REAR-VISION MIRROR

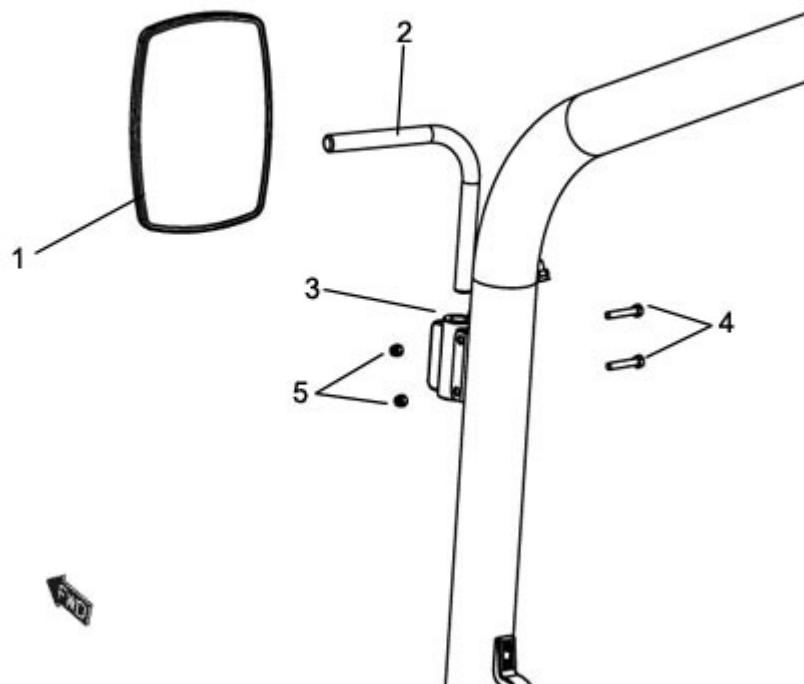


FIGURE	REFERENCE	DENOMINATION	AMOUNT
001	09.11013.00	REARVIEW MIRROR 142X208	1
002	09.11010.00	SUPPORT 16X143X143	1
003	09.11012.00	SOP. EJE 18X25X75 RETROVISOR	1
004	603.06035.86	SCREW DIN933 M6x35	2
005	711.06000.66	NUT DIN982 M6	2

## 08. BODYWORK

### RIGHT MIRROR

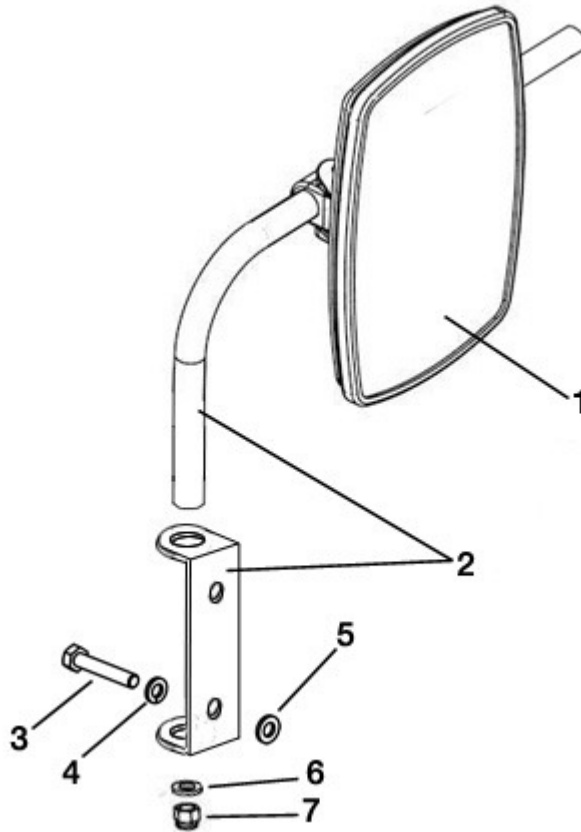


FIGURE	REFERENCE	DENOMINATION	AMOUNT
001	54.00951.00	DRIVING MIRROR	1
002	54.00952.00	ROD	1
003	603.06030.86	SCREW DIN933 M6x30	2
004	104.06000.00	WASHER DIN7980 D6	2
005	101.06000.66	WASHER DIN125 D6	2
006	104.08000.00	WASHER DIN7980 D8	1
007	711.08000.66	NUT DIN982 M8	1

## 09. MACHINE FUNCTIONS IMPLEMENTS

### SKIP LIFTING RAM

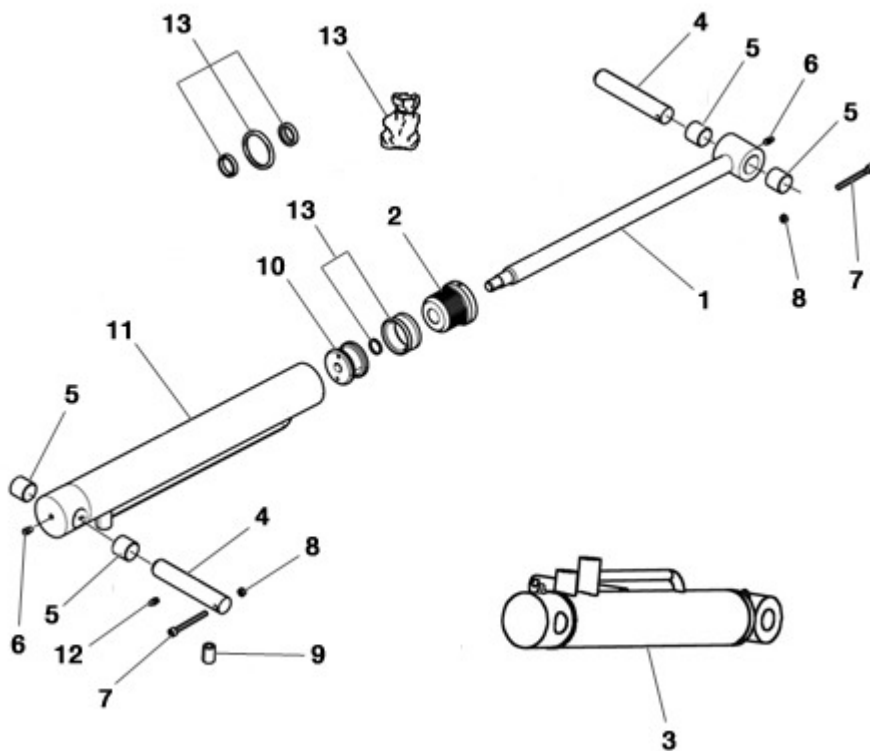


FIGURE	REFERENCE	DENOMINATION	AMOUNT
001	N/A	N/A	1
002	08.00528.03	GUIA VASTAGO VASTAGO 30X55X75	1
003	17.09101.02	CYLINDER 55X223	1
004	17.09312.00	AXLE CPA/CPA 30X30X162	4
005	949.03030.00	WASHER DIN125	4
006	901.08000.33	GREASER DIN71412-A M8x1,25	2
007	601.08070.86	SCREW DIN912 M8x70	4
008	720.08000.66	NUT DIN985 M8 AUTOLOCKING	4
009	28.00213.00	NUT DIN548 1/4G	1
010	08.00521.04	PISTON	1
011	N/A	N/A	1
012	901.08000.33	GREASER DIN71412-A M8x1,25	1
013	17.09115.00	JOINTS KIT CYLINDER	1

## 09. MACHINE FUNCTIONS IMPLEMENTS

### HOPPER

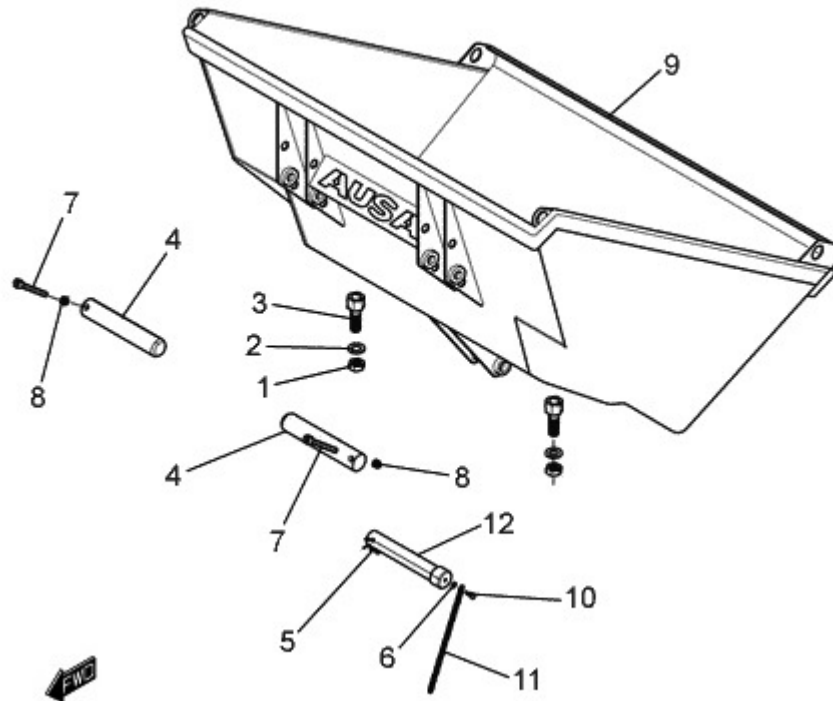


FIGURE	REFERENCE	DENOMINATION	AMOUNT
001	701.16000.66	NUT	2
002	104.16000.00	CIR-CLIP EXT. DIN7980	2
003	603.16055.86	SCREW DIN933	2
004	17.09312.00	AXLE CPA/CPA 30X30X162	4
005	104.06000.00	WASHER DIN7980 D6	1
006	15.00836.00	PIN DIN11024 R4	1
007	601.08070.86	SCREW DIN912 M8x70	4
008	720.08000.66	NUT DIN985 M8 AUTOLOCKING	4
009	17.09100.01	HOPPER 700 L.	1
010	603.05015.86	SCREW DIN933	1
011	15.00834.00	CHAIN	1
012	17.09501.00	AXLE CPA/GRA	1



## 09. MACHINE FUNCTIONS IMPLEMENTS

### WATER TANK

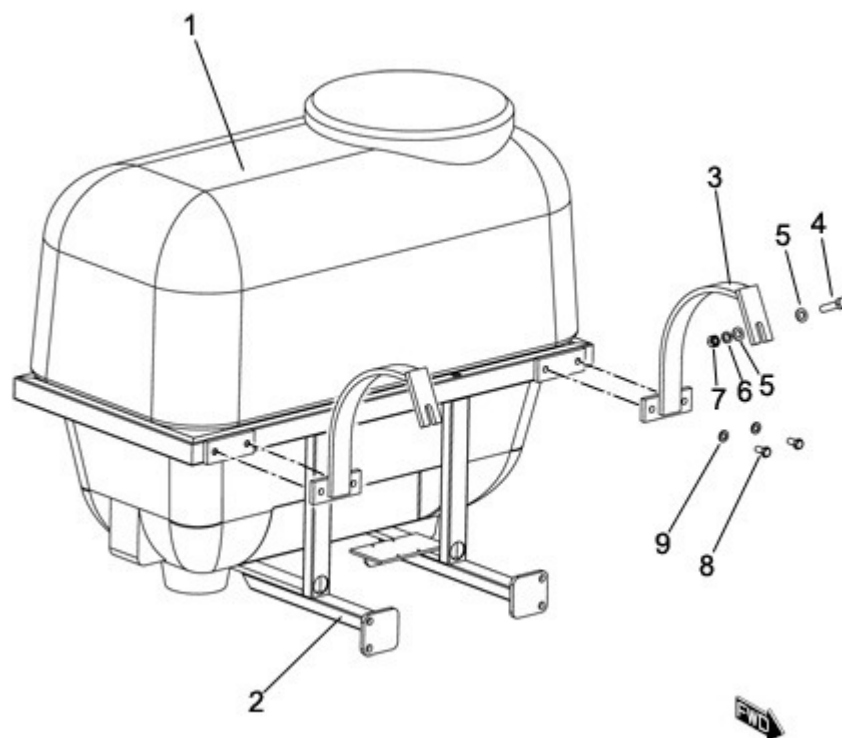


FIGURE	REFERENCE	DENOMINATION	AMOUNT
001	17.09410.00	WATER TANK 400 L.	1
002	17.08096.00	WATER TANK FIX. SUPPORT	1
003	17.08095.00	CHASSIS FIX. SUPPORT	2
004	603.14065.86	SCREW DIN933 M14X65	2
005	101.14000.66	WASHER DIN125 D14	4
006	104.14000.00	CIR-CLIP EXT. DIN7980	2
007	701.14000.86	NUT	2
008	603.12025.86	SCREW DIN933	4
009	104.12000.00	WASHER DIN7980 D12	2

## 09. MACHINE FUNCTIONS IMPLEMENTS

### WATER PUMP

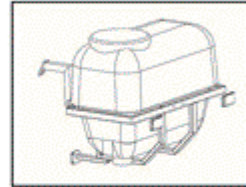
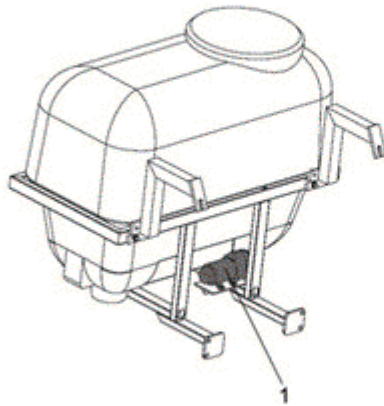


FIGURE	REFERENCE	DENOMINATION	AMOUNT
001	17.09411.00	WATER Pompe 11 LPM	1

## 10. HYDRAULIC INSTALLATION POMPE

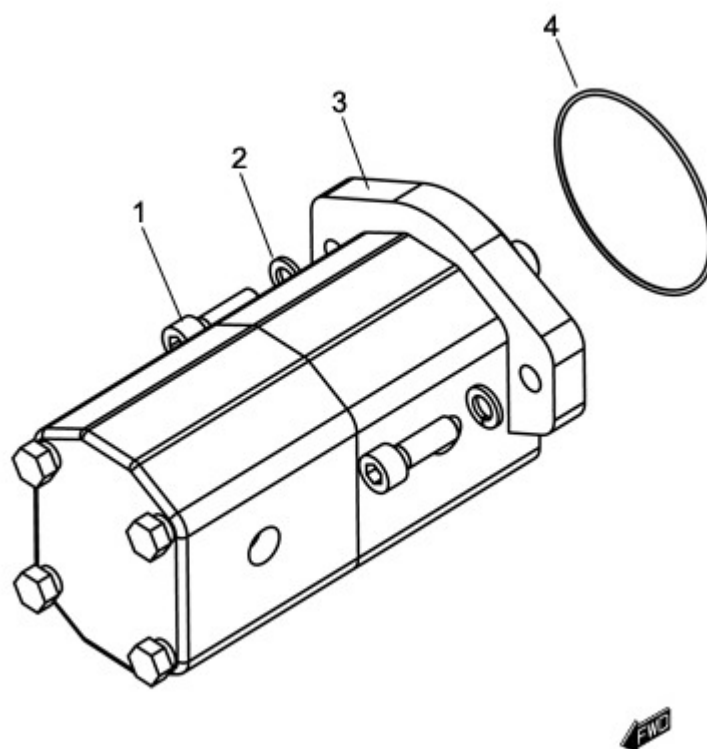


FIGURE	REFERENCE	DENOMINATION	AMOUNT
001	601.10030.86	SCREW DIN912	2
002	104.10000.00	WASHER DIN7980 D10	2
003	17.10020.00	HIDR. PUMP 12cc-8cc sae a	1
004	201.08218.50	O-RING DIN3770 82,27x85,83x1,78	1

## 10. HYDRAULIC INSTALLATION DISTRIBUTOR (PART 1)

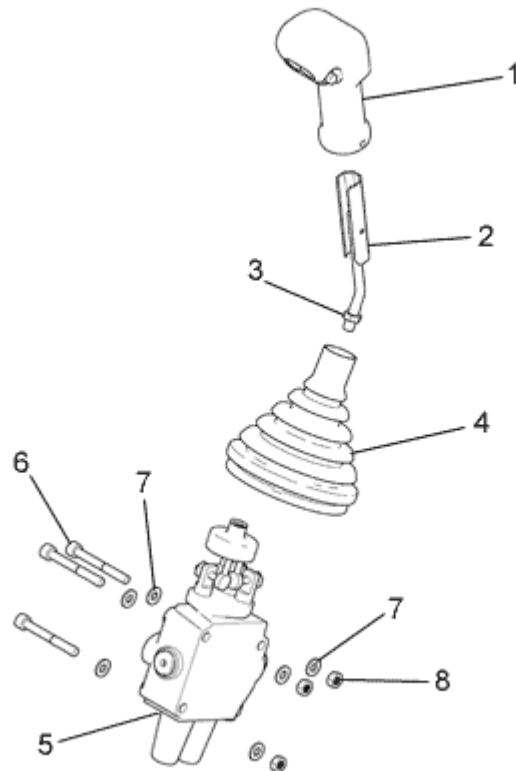


FIGURE	REFERENCE	DENOMINATION	AMOUNT
001	17.11316.00	CONTROL LEVER D201RH/G	1
002	10.13154.02	AXIS CIL/ROS 180XD25XM10	1
003	701.10000.66	NUT DIN934 M10x1.5	3
004	43.50349.00	DUST PROTECTOR	6
005	17.10031.00	CONTROL VALVE 2E 40L-AA SERIE	1
006	601.08065.86	SCREW DIN912 M8x65	2
007	101.08000.66	WASHER DIN125 D8	4
008	711.08000.66	NUT DIN982 M8	2

## 10. HYDRAULIC INSTALLATION DISTRIBUTOR (PART 2)



FIGURE	REFERENCE	DENOMINATION	AMOUNT
001	17.10031.00	CONTROL VALVE 2E 40L-AA SERIE	1
002	RQ1670/728	LEVER SUPPORT	1
003	RQN1670/823	L-BALLS KIT	1
004	RQ1670/723	SUPPORT COVER	1
005	70.10003RE00	SEAL KIT	1

# 10. HYDRAULIC INSTALLATION

## HYDRAULIC TANK

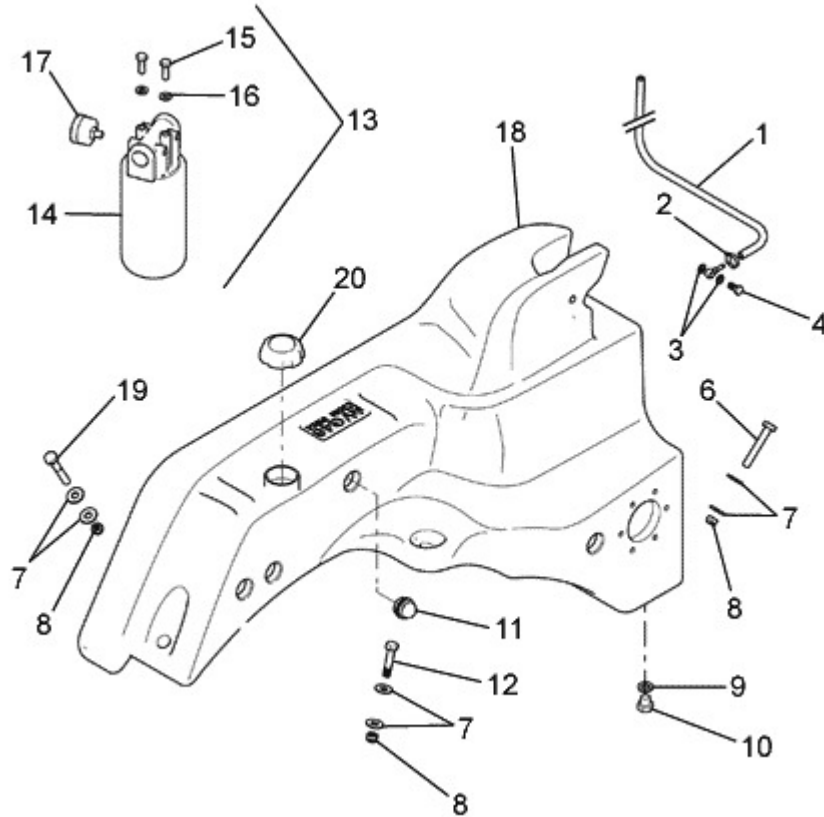


FIGURE	REFERENCE	DENOMINATION	AMOUNT
001	17.10141.00	MAT. TUBE B/P	1
002	948.00907.00	CLAMP SPRING D9	1
003	107.08000.10	WASHER AL 8x13.5x1.5	2
004	80.06041.00	FITTING SCREW SIM. M8x1x16	1
005	45.04107.00	FITTING O/TB D3-D8.2	1
006	604.10055.86	BOLT DIN931 M10x55	1
007	112.10000.66	WASHER DIN9021 D10	6
008	711.10000.66	SHOCK ABSORBER	3
009	17.02046.00	WASHER 21x12x3	1
010	17.02047.00	CAP	1
011	17.10052.00	OPTICAL LEVEL	1
012	604.10045.86	SCREW DIN931	1
013	08.55022.00	OIL FILTER	1
014	08.55023.00	FILTER ELEMENT	1
015	603.08025.86	SCREW DIN933 M8x25	2
016	104.08000.00	WASHER DIN7980 D8	2
017	60.20102.00	INDICATOR	1
018	17.10050.00	HYDRAULIC TANK 40L OIL	1

## 10. HYDRAULIC INSTALLATION

### HYDRAULIC TANK

FIGURE	REFERENCE	DENOMINATION	AMOUNT
019	604.10065.86	SCREW DIN931	1
020	17.10051.00	CAP HID.	1

## 10. HYDRAULIC INSTALLATION OIL TANK

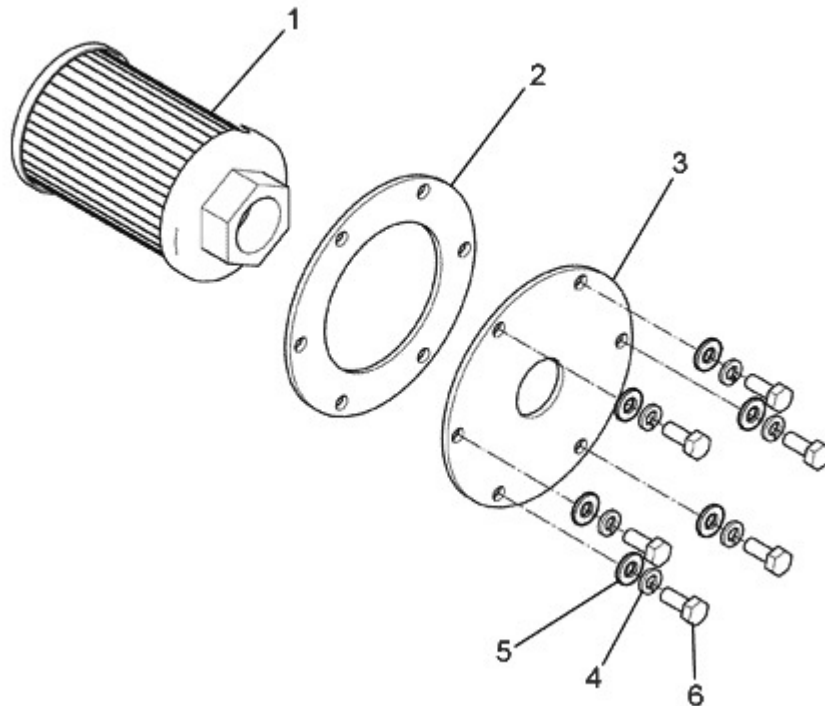


FIGURE	REFERENCE	DENOMINATION	AMOUNT
001	09.00630.61	OIL FILTER ASP. 25 L/MIN	1
002	17.10053.00	GASKET DIN3770 75X81X3	1
003	02.01432.01	COVER HANDHOLE	1
004	104.05000.00	WASHER DIN7980 D5	6
005	101.05000.66	WASHER DIN125 D5	6
006	601.05015.86	SCREW 6X10 ALLEN C/CYLINDR.	6



# 10. HYDRAULIC INSTALLATION ACTIONNAMENT DIAGRAM (BONDIOLI & PAVESI)

KIT 17-10303.00 (ref: 1-20) (53-51) (91-93)  
 KIT 17-10301.00 (ref: 21-42)  
 KIT 17-10300.00 (ref: 55-92)

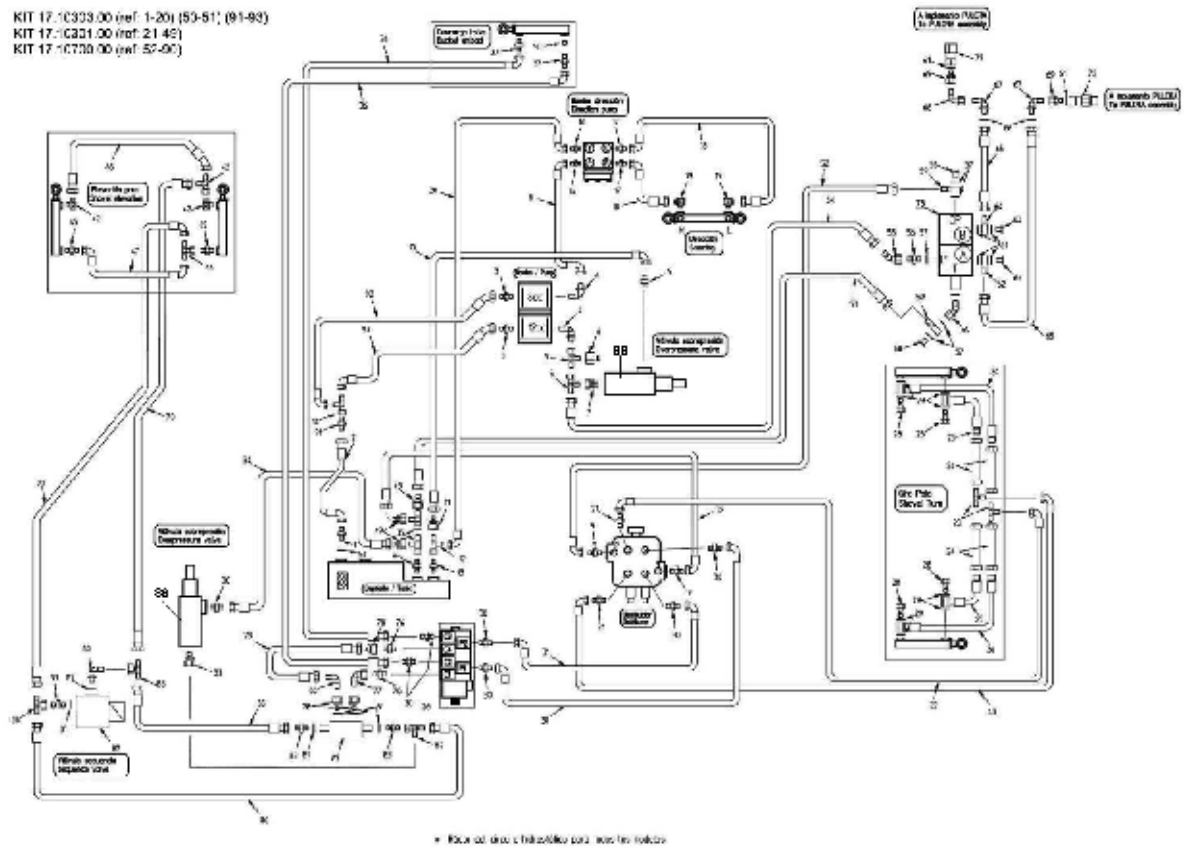


FIGURE	REFERENCE	DENOMINATION	AMOUNT
001	57.10307.00	FITTING	1
002	17.10107.00	HYDRAULIC HOSE R1T3/4 3/4 C90-C45 M30	1
003	70.10221.00	FITTING M/M M30x1/2BSP	1
004	70.10249.00	FITTING C90M/M 3/8GAS-M18x1,5	2
005	70.10223.00	FITTING M/M/TL M18x1,5	2
006	70.10226.00	FITTING M/TL M16x2- M18x1,5	1
007	70.10237.00	FITTING M/TL 3/8GAS - M18x1,5	1
008	17.10110.00	HYDRAULIC HOSE R2T3/8 TL-C45 M18X1.5	1
009	70.10222.00	FITTING M/M M18x3/8BSP	3
010	17.10108.00	HYDRAULIC HOSE R1T3/8 TL-C90 M18X1.5	1
011	57.10342.00	FITTING M/M M18X1.5-TL M26X1.5	1
012	70.10234.00	FITTING	1
013	70.10207.00	FITTING	1
014	57.10311.00	FITTING	1
015	70.10229.00	FITTING	1
016	70.10230.00	FITTING	1
017	46.10825.00	FITTING	2
018	17.10113.00	HYDRAULIC HOSE R1T1/4 TL-C90 M16X1.5	2
019	70.10232.00	FITTING C90M/M M16-1.5x1/4BSP	2

020	17.10112.00	HYDRAULIC HOSE R6 5/8 C90-C90 M26X1.5	1
021	46.10849.00	FITTING	2
022	17.10127.00	HYDRAULIC HOSE R1T1/4 C90-C90 M16X1.5	2
023	17.10183.00	RACORD FORT M/M/M M16X1.5	2
024	17.10122.00	HYDRAULIC STEEL PIPE 10x1.5 TL-TL M16	4
025	17.10123.00	HYDRAULIC HOSE R2T1/4 OR-TL 1/4-M16	1
028	28.00340.00	SIMPLE SCREW FITTING 1/4 Gx26	4
029	28.00341.00	METALLIC GASKET BUNA D1/4	8
030	70.10222.00	FITTING M/M M18x3/8BSP	7
031	17.10126.00	HYDRAULIC HOSE R1T5/16 C90-C90 M18X1.5	2
032	17.10231.00	TUBE R2T3/8 TL 1/2 CD90 M18	1
033	70.10237.00	FITTING M/TL 3/8GAS - M18x1,5	1
034	17.10130.00	HYDRAULIC HOSE R1T3/8 TL-C90 M18X1.5	1
035	70.10234.00	FITTING	1
036	17.10117.00	HYDRAULIC HOSE R1T5/16 TL-C90 M18X1.5	2
037	70.10238.00	NIPPLE M/M M18X1,5 - 1/4GAS	1
042	70.10232.00	FITTING C90M/M M16-1.5x1/4BSP	2

## 10. HYDRAULIC INSTALLATION

### ACTIONNAMENT DIAGRAM (BONDIOLI & PAVESI)

FIGURE	REFERENCE	DENOMINATION	AMOUNT
043	46.10401.00	FITTING	1
044	70.10258.00	FITTING	1
045	70.10239.00	FITTING M/M M16X1,5 - 1/4GAS	2
046	17.10120.00	HYDRAULIC HOSE R1T1/4 TL-C45 M16X1.5	1
047	17.10121.00	HYDRAULIC HOSE R1T1/4 C90-C90 M16X1.5	1
048	17.10128.00	HYDRAULIC HOSE R1T1/4 C90-C90 M16X1.5	1
049	57.10342.00	FITTING M/M M18X1.5-TL M26X1.5	3
050	17.10245.01	VALVULA RETENCION DM 1/4' GAS	1
051	45.01423.00	GASKET	1
052	17.10181.00	TUBE R2 1/2 TL1/2-C90M18X1.5	1
053	17.10182.00	TUBE R2T1/2 TL1/2-C90M18X1.5	1
054	17.10213.00	TUBE R2T 1/2 350 C90-TL 1/2	1
055	17.10184.00	RACORD C45M/TL 1/2G-1/2G	1
056	43.01425.00	FITTING M/M 1/2G-1/2G	1
057	08.00316.00	METALLIC GASKET BUNA D1/2 G	5
058	16.01372.00	NIPPLE SCREW SIM.	2
059	17.10187.00	RACORD	2
060	17.10188.00	RACORD C45M/TL 1/2G-1/2G	1
061	08.00317.00	METALLIC GASKET BUNA D3/8	5
062	17.10211.00	RACORD	1

063	10.01382.00	NIPPLE SCREW SIM.	2
064	08.00298.10	ESFERICO ORIENTABLE 3/8	1
065	17.10214.00	tube R2AT 3/8 TL-TL 3/8	2
066	17.10215.00	WASHER DIN6798 D20	2
067	17.10216.00	RACORD M/M C90 1/2-1/2	2
068	17.10217.00	RACORD C90M/TL 1/2G-1/2G	1
069	20.10204.00	FITTING M/TL 1/2`G	2
070	70.10230.00	FITTING	1
071	17.10185.00	CONNECTOR	2
072	17.10186.00		2
075	17.10249.00	ELECTRICAL CONTROL VALVE	1
076	19.00732.00	NIPPLE M/M	2
077	17.10220.00	RACORD C90M/TL 1/4G-1/4G	1
078	70.20201.00	NIPPLE	3
079	17.10222.00	TUBE R2AT 1/4 TL-TL 1/4	1
080	10.10613.00	RACORD C90M/M 1/4G-1/4G	2

## 10. HYDRAULIC INSTALLATION

### ACTIONNAMENT DIAGRAM (BONDIOLI & PAVESI)

FIGURE	REFERENCE	DENOMINATION	AMOUNT
081	28.00341.00	METALLIC GASKET BUNA D1/4	8
083	17.10224.00	RACORD M/M 1/4G-1/4G ESPECIAL	3
084	17.10225.00	RACORD FORT M/TL/M LATERAL 1/4	1
085	17.10226.00	TUBE R2AT1/4 TL 1/4-C90 1/4	1
086	17.10227.00	TUBE R2AT1/4 TL 1/4-C90 1/4	1
087	17.10189.00	VALVE	1
088	15.13140.00	RACORD FORT M/M/TL 1/4 GAS	2
089	17.10212.00	VALVE	1
090	17.10229.00	TUBE R2AT1/4 TL 1/4-C90 1/4	1
091	33.10901.00	RACORD M/M M36X2-M30X2	1
092	17.10107.01	TUBE R1AT 3/4 700 C45-TL M30	1
093	17.10107.02	TUBE R1AT 3/4 590 C45-TL M30	1
094	20.01469.00	VALVE	1

# 10. HYDRAULIC INSTALLATION ACTIONNEMENT DIAGRAM (REXROTH)

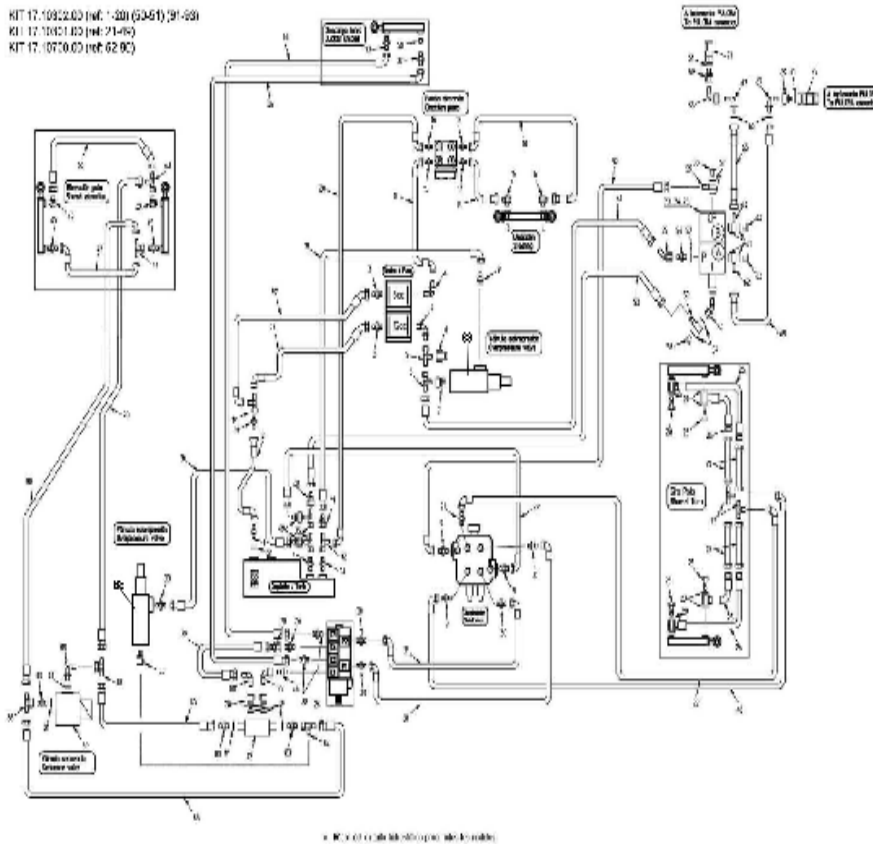


FIGURE	REFERENCE	DENOMINATION	AMOUNT
001	57.10307.00	FITTING	1
002	17.10235.00	TUBE R1AT 1 240 C90-TL M36	1
003	70.10221.00	FITTING M/M M30x1/2BSP	1
004	70.10249.00	FITTING C90M/M 3/8GAS-M18x1,5	2
005	70.10223.00	FITTING M/M/TL M18x1,5	2
006	70.10226.00	FITTING M/TL M16x2- M18x1,5	1
007	70.10237.00	FITTING M/TL 3/8GAS - M18x1,5	1
008	17.10110.00	HYDRAULIC HOSE R2T3/8 TL-C45 M18X1.5	1
009	70.10222.00	FITTING M/M M18x3/8BSP	3
010	17.10108.00	HYDRAULIC HOSE R1T3/8 TL-C90 M18X1.5	1
011	57.10342.00	FITTING M/M M18X1.5-TL M26X1.5	1
012	70.10234.00	FITTING	1
013	70.10207.00	FITTING	1
014	57.10311.00	FITTING	1
015	70.10229.00	FITTING	1
016	70.10230.00	FITTING	1
017	46.10825.00	FITTING	2
018	17.10113.00	HYDRAULIC HOSE R1T1/4 TL-C90 M16X1.5	2

## 10. HYDRAULIC INSTALLATION

### ACTIONNAMENT DIAGRAM (REXROTH)

FIGURE	REFERENCE	DENOMINATION	AMOUNT
019	70.10232.00	FITTING C90M/M M16-1.5x1/4BSP	2
020	17.10112.00	HYDRAULIC HOSE R6 5/8 C90-C90 M26X1.5	1
021	46.10849.00	FITTING	2
022	17.10127.00	HYDRAULIC HOSE R1T1/4 C90-C90 M16X1.5	2
023	17.10183.00	RACORD FORT M/M/M M16X1.5	2
024	17.10122.00	HYDRAULIC STEEL PIPE 10x1.5 TL-TL M16	4
025	17.10123.00	HYDRAULIC HOSE R2T1/4 OR-TL 1/4-M16	1
026	17.10124.00	HYDRAULIC HOSE R1T1/4 OR-TL 1/4-M16	1
028	28.00340.00	SIMPLE SCREW FITTING 1/4 Gx26	4
029	28.00341.00	METALLIC GASKET BUNA D1/4	8
030	70.10222.00	FITTING M/M M18x3/8BSP	7
031	17.10126.00	HYDRAULIC HOSE R1T5/16 C90-C90 M18X1.5	2
032	17.10231.00	TUBE R2T3/8 TL 1/2 CD90 M18	1
033	70.10237.00	FITTING M/TL 3/8GAS - M18x1,5	1
034	17.10130.00	HYDRAULIC HOSE R1T3/8 TL-C90 M18X1.5	1
035	70.10234.00	FITTING	1
036	17.10117.00	HYDRAULIC HOSE R1T5/16 TL-C90 M18X1.5	2
037	70.10238.00	NIPPLE M/M M18X1,5 - 1/4GAS	1
042	70.10232.00	FITTING C90M/M M16-1.5x1/4BSP	2
043	46.10401.00	FITTING	1
044	70.10258.00	FITTING	1
045	70.10239.00	FITTING M/M M16X1,5 - 1/4GAS	2
046	17.10120.00	HYDRAULIC HOSE R1T1/4 TL-C45 M16X1.5	1
047	17.10121.00	HYDRAULIC HOSE R1T1/4 C90-C90 M16X1.5	1
048	17.10128.00	HYDRAULIC HOSE R1T1/4 C90-C90 M16X1.5	1
049	57.10342.00	FITTING M/M M18X1.5-TL M26X1.5	3
050	17.10245.01	VALVULA RETENCION DM 1/4`GAS	1
051	45.01423.00	GASKET	1
052	17.10181.00	TUBE R2 1/2 TL1/2-C90M18X1.5	1
053	17.10182.00	TUBE R2T1/2 TL1/2-C90M18X1.5	1
054	17.10213.00	TUBE R2T 1/2 350 C90-TL 1/2	1
055	17.10184.00	RACORD C45M/TL 1/2G-1/2G	1
056	43.01425.00	FITTING M/M 1/2G-1/2G	1
057	08.00316.00	METALLIC GASKET BUNA D1/2 G	5
058	16.01372.00	NIPPLE SCREW SIM.	2
059	17.10187.00	RACORD	2

## 10. HYDRAULIC INSTALLATION

### ACTIONNAMENT DIAGRAM (REXROTH)

FIGURE	REFERENCE	DENOMINATION	AMOUNT
060	17.10188.00	RACORD C45M/TL 1/2G-1/2G	1
061	08.00317.00	METALLIC GASKET BUNA D3/8	5
062	17.10211.00	RACORD	1
063	10.01382.00	NIPPLE SCREW SIM.	2
064	08.00298.10	ESFERICO ORIENTABLE 3/8	1
065	17.10214.00	tube R2AT 3/8 TL-TL 3/8	2
066	17.10215.00	WASHER DIN6798 D20	2
067	17.10216.00	RACORD M/M C90 1/2-1/2	2
068	17.10217.00	RACORD C90M/TL 1/2G-1/2G	1
069	20.10204.00	FITTING M/TL 1/2`G	2
070	70.10230.00	FITTING	1
071	17.10185.00	CONNECTOR	2
072	17.10186.00		2
073	17.10232.00	VALVE	1
074	17.10233.00	VALVE	1
075	17.10234.00	VALVE	1
076	19.00732.00	NIPPLE M/M	2
077	17.10220.00	RACORD C90M/TL 1/4G-1/4G	1
078	70.20201.00	NIPPLE	3
079	17.10222.00	TUBE R2AT 1/4 TL-TL 1/4	1
080	10.10613.00	RACORD C90M/M 1/4G-1/4G	2
081	28.00341.00	METALLIC GASKET BUNA D1/4	8
083	17.10224.00	RACORD M/M 1/4G-1/4G ESPECIAL	3
084	17.10225.00	RACORD FORT M/TL/M LATERAL 1/4	1
085	17.10226.00	TUBE R2AT1/4 TL 1/4-C90 1/4	1
086	17.10227.00	TUBE R2AT1/4 TL 1/4-C90 1/4	1
087	17.10189.00	VALVE	1
088	15.13140.00	RACORD FORT M/M/TL 1/4 GAS	2
089	17.10212.00	VALVE	1
090	17.10229.00	TUBE R2AT1/4 TL 1/4-C90 1/4	1
091	33.10901.00	RACORD M/M M36X2-M30X2	1
092	17.10107.01	TUBE R1AT 3/4 700 C45-TL M30	1
093	17.10107.02	TUBE R1AT 3/4 590 C45-TL M30	1
094	20.01469.00	VALVE	1



## 10. HYDRAULIC INSTALLATION ACTIONNEMENT DIAGRAM (SAUER)

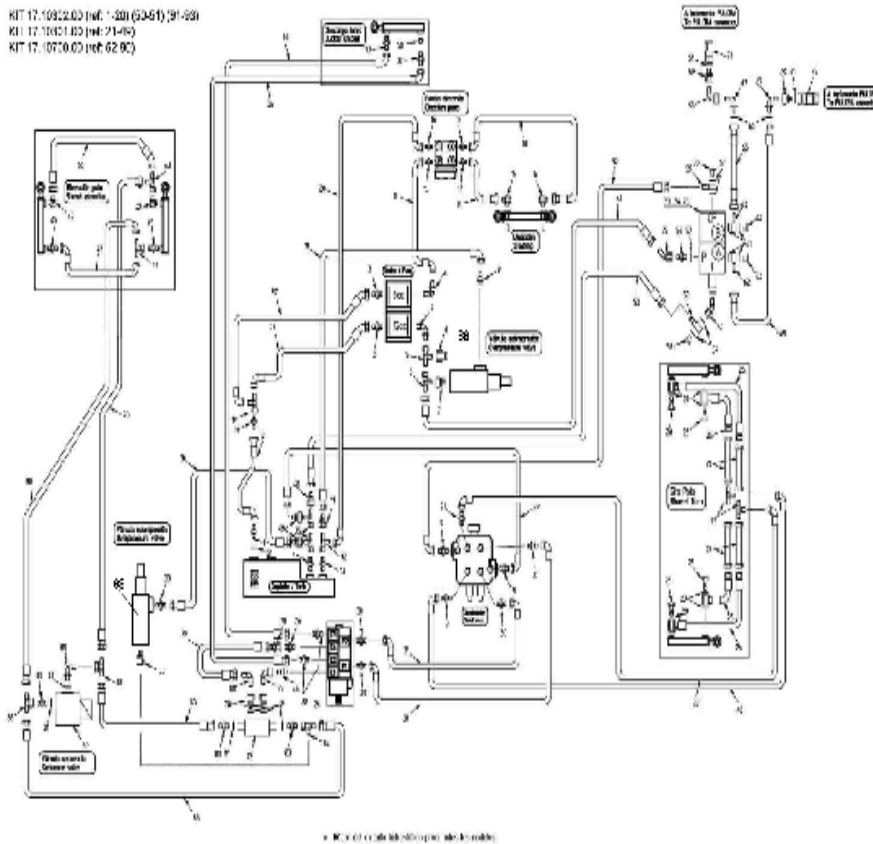


FIGURE	REFERENCE	DENOMINATION	AMOUNT
001	57.10307.00	FITTING	1
002	17.10107.00	HYDRAULIC HOSE R1T3/4 3/4 C90-C45 M30	1
003	70.10221.00	FITTING M/M M30x1/2BSP	1
004	70.10249.00	FITTING C90M/M 3/8GAS-M18x1,5	2
005	70.10223.00	FITTING M/M/TL M18x1,5	2
006	70.10226.00	FITTING M/TL M16x2- M18x1,5	1
007	70.10237.00	FITTING M/TL 3/8GAS - M18x1,5	1
008	17.10110.00	HYDRAULIC HOSE R2T3/8 TL-C45 M18X1.5	1
009	70.10222.00	FITTING M/M M18x3/8BSP	3
010	17.10108.00	HYDRAULIC HOSE R1T3/8 TL-C90 M18X1.5	1
011	57.10342.00	FITTING M/M M18X1.5-TL M26X1.5	1
012	70.10234.00	FITTING	1
013	70.10207.00	FITTING	1
014	57.10311.00	FITTING	1
015	70.10229.00	FITTING	1
016	70.10230.00	FITTING	1
017	46.10825.00	FITTING	2
018	17.10113.00	HYDRAULIC HOSE R1T1/4 TL-C90 M16X1.5	2

## 10. HYDRAULIC INSTALLATION

### ACTIONNAMENT DIAGRAM (SAUER)

FIGURE	REFERENCE	DENOMINATION	AMOUNT
019	70.10232.00	FITTING C90M/M M16-1.5x1/4BSP	2
020	17.10112.00	HYDRAULIC HOSE R6 5/8 C90-C90 M26X1.5	1
021	46.10849.00	FITTING	2
022	17.10127.00	HYDRAULIC HOSE R1T1/4 C90-C90 M16X1.5	2
023	17.10183.00	RACORD FORT M/M/M M16X1.5	2
024	17.10122.00	HYDRAULIC STEEL PIPE 10x1.5 TL-TL M16	4
025	17.10123.00	HYDRAULIC HOSE R2T1/4 OR-TL 1/4-M16	1
028	28.00340.00	SIMPLE SCREW FITTING 1/4 Gx26	4
029	28.00341.00	METALLIC GASKET BUNA D1/4	8
030	70.10222.00	FITTING M/M M18x3/8BSP	7
031	17.10126.00	HYDRAULIC HOSE R1T5/16 C90-C90 M18X1.5	2
032	17.10231.00	TUBE R2T3/8 TL 1/2 CD90 M18	1
033	70.10237.00	FITTING M/TL 3/8GAS - M18x1,5	1
034	17.10130.00	HYDRAULIC HOSE R1T3/8 TL-C90 M18X1.5	1
035	70.10234.00	FITTING	1
036	17.10117.00	HYDRAULIC HOSE R1T5/16 TL-C90 M18X1.5	2
037	70.10238.00	NIPPLE M/M M18X1,5 - 1/4GAS	1
042	70.10232.00	FITTING C90M/M M16-1.5x1/4BSP	2
043	46.10401.00	FITTING	1
044	70.10258.00	FITTING	1
045	70.10239.00	FITTING M/M M16X1,5 - 1/4GAS	2
046	17.10120.00	HYDRAULIC HOSE R1T1/4 TL-C45 M16X1.5	1
047	17.10121.00	HYDRAULIC HOSE R1T1/4 C90-C90 M16X1.5	1
048	17.10128.00	HYDRAULIC HOSE R1T1/4 C90-C90 M16X1.5	1
049	57.10342.00	FITTING M/M M18X1.5-TL M26X1.5	3
050	17.10245.01	VALVULA RETENCION DM 1/4`GAS	1
051	45.01423.00	GASKET	1
052	17.10181.00	TUBE R2 1/2 TL1/2-C90M18X1.5	1
053	17.10182.00	TUBE R2T1/2 TL1/2-C90M18X1.5	1
054	17.10213.00	TUBE R2T 1/2 350 C90-TL 1/2	1
055	17.10184.00	RACORD C45M/TL 1/2G-1/2G	1
056	43.01425.00	FITTING M/M 1/2G-1/2G	1
057	08.00316.00	METALLIC GASKET BUNA D1/2 G	5
058	16.01372.00	NIPPLE SCREW SIM.	2
059	17.10187.00	RACORD	2
060	17.10188.00	RACORD C45M/TL 1/2G-1/2G	1



## 10. HYDRAULIC INSTALLATION

### ACTIONNAMENT DIAGRAM (SAUER)

FIGURE	REFERENCE	DENOMINATION	AMOUNT
061	08.00317.00	METALLIC GASKET BUNA D3/8	5
062	17.10211.00	RACORD	1
063	10.01382.00	NIPPLE SCREW SIM.	2
064	08.00298.10	ESFERICO ORIENTABLE 3/8	1
065	17.10214.00	tube R2AT 3/8 TL-TL 3/8	2
066	17.10215.00	WASHER DIN6798 D20	2
067	17.10216.00	RACORD M/M C90 1/2-1/2	2
068	17.10217.00	RACORD C90M/TL 1/2G-1/2G	1
069	20.10204.00	FITTING M/TL 1/2`G	2
070	70.10230.00	FITTING	1
071	17.10185.00	CONNECTOR	2
072	17.10186.00		2
073	17.10232.00	VALVE	1
074	17.10233.00	VALVE	1
075	17.10234.00	VALVE	1
076	19.00732.00	NIPPLE M/M	2
077	17.10220.00	RACORD C90M/TL 1/4G-1/4G	1
078	70.20201.00	NIPPLE	3
079	17.10222.00	TUBE R2AT 1/4 TL-TL 1/4	1
080	10.10613.00	RACORD C90M/M 1/4G-1/4G	2
081	28.00341.00	METALLIC GASKET BUNA D1/4	8
083	17.10224.00	RACORD M/M 1/4G-1/4G ESPECIAL	3
084	17.10225.00	RACORD FORT M/TL/M LATERAL 1/4	1
085	17.10226.00	TUBE R2AT1/4 TL 1/4-C90 1/4	1
086	17.10227.00	TUBE R2AT1/4 TL 1/4-C90 1/4	1
087	17.10189.00	VALVE	1
088	15.13140.00	RACORD FORT M/M/TL 1/4 GAS	2
089	17.10212.00	VALVE	1
090	17.10229.00	TUBE R2AT1/4 TL 1/4-C90 1/4	1
091	33.10901.00	RACORD M/M M36X2-M30X2	1
092	17.10107.01	TUBE R1AT 3/4 700 C45-TL M30	1
093	17.10107.02	TUBE R1AT 3/4 590 C45-TL M30	1
094	20.01469.00	VALVE	1

# 10. HYDRAULIC INSTALLATION TRANSMISSION DIAGRAM (BONDIOLI & PAVESI)

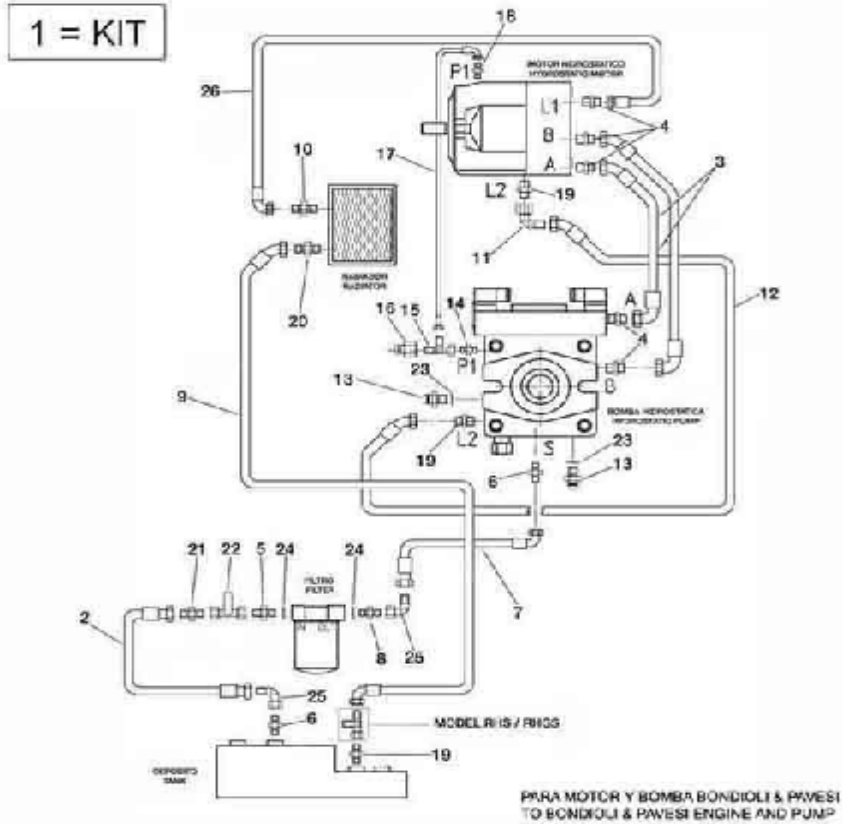


FIGURE	REFERENCE	DENOMINATION	AMOUNT
001	17.10100.02		1
002	17.10101.01	HYDRAULIC HOSE R1T1 820 TL-TL M36X2	1
003	17.10176.00	HYDRAULIC HOSE 4SP C90 TLM30 C45 TLM30	2
004	57.10307.00	FITTING	1
005	17.10179.00		1
006	57.10343.00	FITTING	2
007	17.10170.01	HYDRAULIC HOSE R1T1 560 C90-TL M36X2	1
008	17.10180.00		1
009	17.10105.01	HYDRAULIC HOSE R6 5/8-770 C90-M26X1,5	1
010	70.10221.00	FITTING M/M M30x1/2BSP	1
011	46.10839.00	FITTING	1
012	17.10173.00	HYDRAULIC HOSE R2T5/8 C45-M26	1
013	17.10175.00		2
014	17.10169.00		1
015	70.10279.00		1
016	17.10156.00		1
017	17.10171.00	HYDRAULIC HOSE 371 TLM12-C90M16	1
018	70.10239.00	FITTING M/M M16X1,5 - 1/4GAS	1

## 10. HYDRAULIC INSTALLATION

### TRANSMISSION DIAGRAM (BONDIOLI & PAVESI)

FIGURE	REFERENCE	DENOMINATION	AMOUNT
019	70.10207.00	FITTING	3
020	70.10230.00	FITTING	1
021	12.10301.00	FITTING	1
022	65.10823.00	PASS KEY	1
023	28.00341.00	METALLIC GASKET BUNA D1/4	2
024	52.00317.00	GASKET	2
025	46.10836.00	SCREW DIN931	2

## 10. HYDRAULIC INSTALLATION TRANSMISSION DIAGRAM (REXROTH)

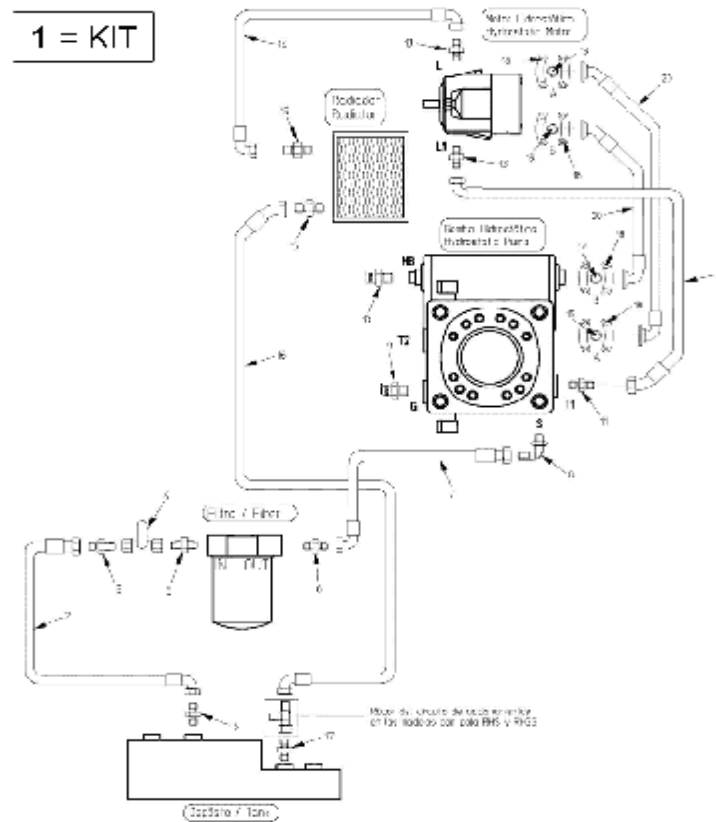


FIGURE	REFERENCE	DENOMINATION	AMOUNT
001	17.10100.00		1
002	17.10101.00	HYDRAULIC HOSE R1T3/4 TL-C90 3/4BSP-M30	1
003	17.10114.00	NIPPLE M/M	1
004	17.10140.00	VALVE	1
005	17.10115.00	NIPPLE M/M	1
006	57.10307.00	FITTING	1
007	17.10102.00	HYDRAULIC HOSE R1T3/4 C90-TL M30-15/16	1
008	55.01443.00	ELBOW C90M/M NIPPLE	1
009	70.10217.00	CONTROL NIPPLE M/M M16X2-M10X1	1
010	70.10218.00	FITTING M/M M16x2-M12x1.5	1
011	70.10210.00	FITTING M/M M26xM22	1
012	17.10103.00	HYDRAULIC HOSE R1T5/8 C90-C45 M26X1,5	1
013	70.10216.00	"NIPPLE M/M M26X1.5-7/8" UNF"	2
014	17.10104.00	HYDRAULIC HOSE R6 5/8 C90-C90 M26X1,5	1
015	70.10230.00	FITTING	2
016	17.10105.01	HYDRAULIC HOSE R6 5/8-770 C90-M26X1,5	1
017	70.10207.00	FITTING	1
018	70.10212.00	CLAMP SAE6000 3/4	4

## 10. HYDRAULIC INSTALLATION TRANSMISSION DIAGRAM (REXROTH)

FIGURE	REFERENCE	DENOMINATION	AMOUNT
019	70.10211.00	FITTING M/M M30-3/4GAS	4
020	17.10106.00	HYDRAULIC HOSE 4SP 3/4 C90-C45 SAE6000	2

# 10. HYDRAULIC INSTALLATION TRANSMISSION DIAGRAM (REXROTH-SAUER)

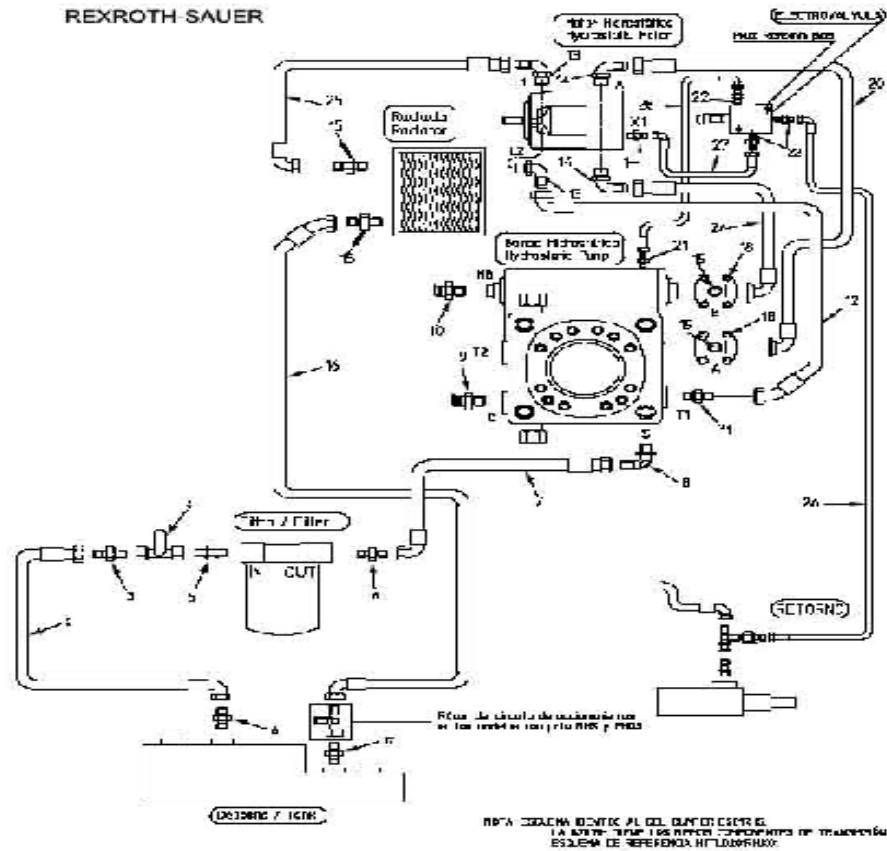


FIGURE	REFERENCE	DENOMINATION	AMOUNT
001	70.10286.00	RACORD M/M 9/16JIC 9/16UNF	1
002	17.10101.00	HYDRAULIC HOSE R1T3/4 TL-C90 3/4BSP-M30	1
003	17.10114.00	NIPPLE M/M	1
004	17.10140.00	VALVE	1
005	17.10115.00	NIPPLE M/M	1
006	57.10307.00	FITTING	1
007	17.10102.00	HYDRAULIC HOSE R1T3/4 C90-TL M30-15/16	1
008	55.01443.00	ELBOW C90M/M NIPPLE	1
009	70.10217.00	CONTROL NIPPLE M/M M16X2-M10X1	1
010	70.10218.00	FITTING M/M M16x2-M12x1.5	1
011	70.10210.00	FITTING M/M M26xM22	1
013	70.10282.00	RACORD C90M/M 11/16JIC- UNF	2
014	70.10288.00	RACORD C90MO/M 15/16 JIC	2
015	70.10230.00	FITTING	2
016	17.10105.00	HYDRAULIC HOSE R6 5/8 C90-C45 M26X1,5	1
017	70.10207.00	FITTING	1
018	70.10212.00	CLAMP SAE6000 3/4	2
019	70.10211.00	FITTING M/M M30-3/4GAS	2

## 10. HYDRAULIC INSTALLATION TRANSMISSION DIAGRAM (REXROTH-SAUER)

FIGURE	REFERENCE	DENOMINATION	AMOUNT
020	17.10147.00	TUBE R9T3/4 BR90-C90 15/16	1
021	12.10307.00	FITTING	1
022	70.10239.00	FITTING M/M M16X1,5 - 1/4GAS	3
023	42.70209.00	NIPPLE M/M	1
024	17.10148.00	TUBE R9T3/4 C90-1 5/16JIC	1
025	17.10149.00	TUBE R1T5/8 C90-1 1/16JIC	1
026	17.10150.00	TUBE R1T3/8 TLM18-C90M16	1
027	17.10151.00	TUBE 371 TLM16-C90-9/16JIC	1
028	17.10152.00	TUBE 371 TLM12-C90M16	1

## 11. ELECTRIC INSTALLATION

### ACOUSTIC WARNING

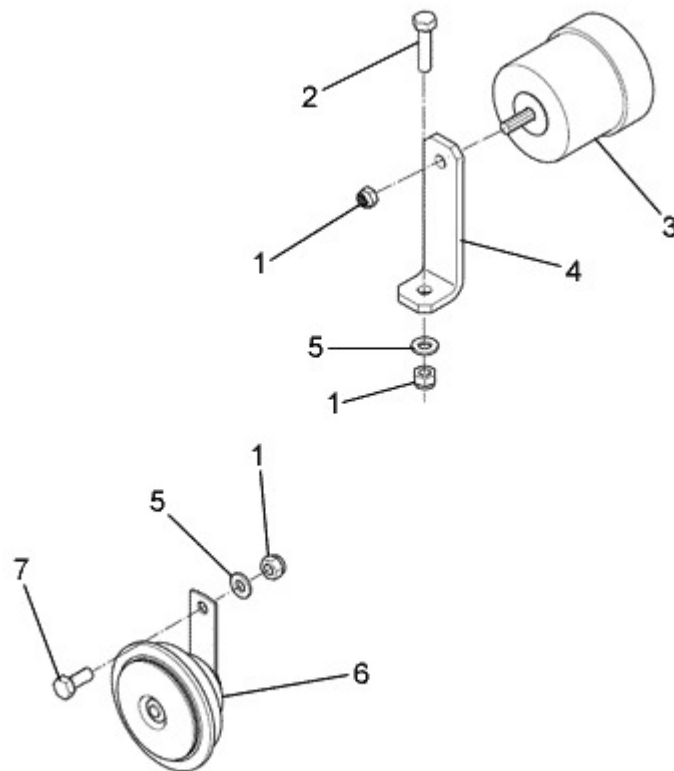


FIGURE	REFERENCE	DENOMINATION	AMOUNT
001	711.08000.66	NUT DIN982 M8	1
002	604.08035.86	SCREW DIN931	1
003	02.14110.01	HORN	1
004	17.11041.00	SUPPORT 6X30X115	1
005	101.08000.66	WASHER DIN125 D8	2
006	70.11309.00	HORN	1
007	603.08020.86	SCREW DIN933 M8x20	1



## 11. ELECTRIC INSTALLATION LIGHTS

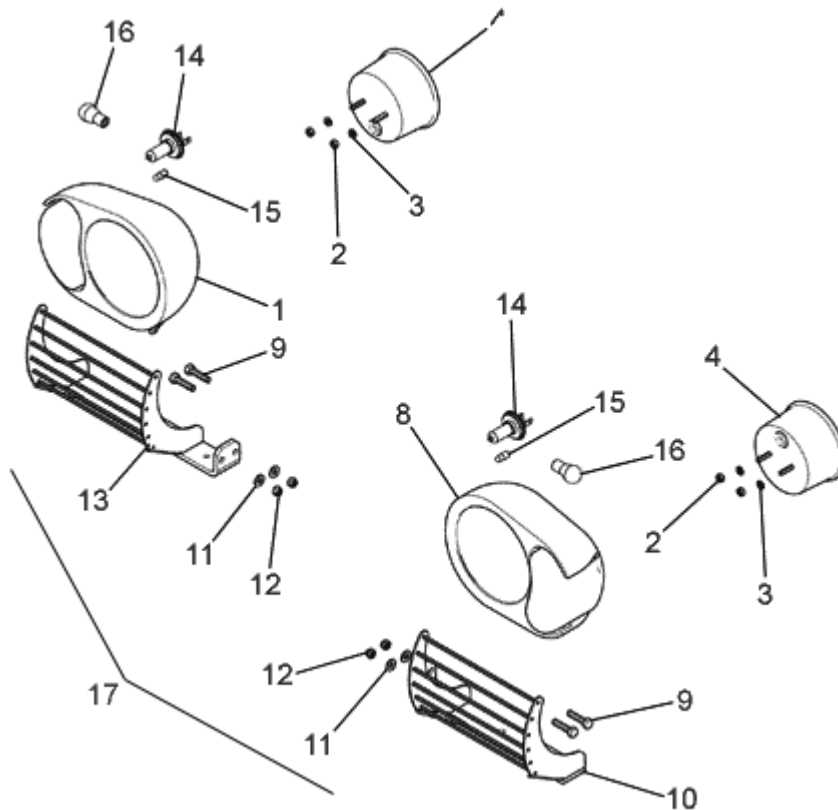


FIGURE	REFERENCE	DENOMINATION	AMOUNT
001	46.11061.00	RIGHT FRONT LIGHT	1
002	701.06000.66	NUT DIN934 M6X1	4
003	101.06000.66	WASHER DIN125 D6	4
004	10.14211.00	POSITION-INTERMITTENCE-BRAKING WORKING LIGHTS	2
008	46.11062.00	LEFT FRONT LIGHT	1
009	604.08035.86	SCREW DIN931	4
010	17.11028.00	SUPPORT	1
011	101.06000.66	WASHER DIN125 D6	4
012	701.06000.66	NUT DIN934 M6X1	4
013	17.11029.00	SUPPORT	1
014	43.70337.00	BULB 12V 60/55W	2
015	43.70335.00	BULB 12V 14W	2
016	43.70336.00	BULB 12V 21W	2
017	17.10170AC00	LIGHT KIT D 201 RH-RHS	1

# 11. ELECTRIC INSTALLATION

## REAR LIGHTING

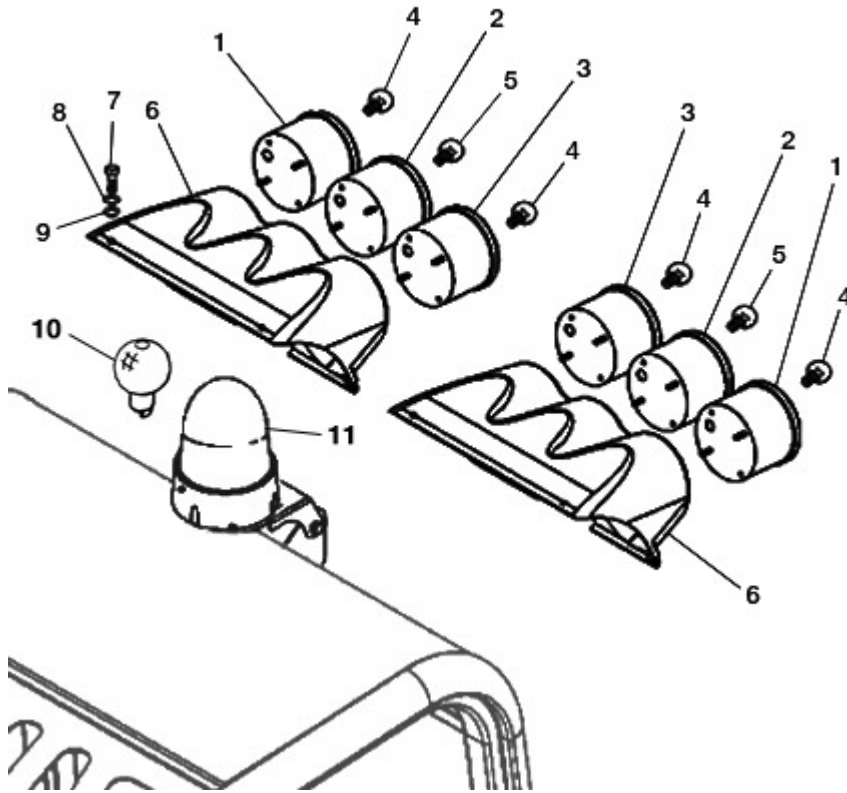


FIGURE	REFERENCE	DENOMINATION	AMOUNT
001	13.11119.00	REAR INTERMITENT PILOT	2
002	13.11118.00	BRAKE LIGHT PILOT	2
003	13.11120.00	REVERSE PILOT	2
004	31.01329.00	LAMP 12V 21W	4
005	31.01331.00	LAMP 12V 21W/5W	2
006	12.11001.01r9001	LIGHTS FIXING SUPPORT 145X198X318 (WHITE COLOUR)	2
007	630.06020.96	SCREW ISO7380 M6x20	8
008	101.06000.66	WASHER DIN125 D6	8
009	104.06000.00	WASHER DIN7980 D6	8
010	01.00923.00	BULB	1
011	01.00921.02	ROTATING LIGHT BRITAX	1

## 11. ELECTRIC INSTALLATION SWITCHES PART 1

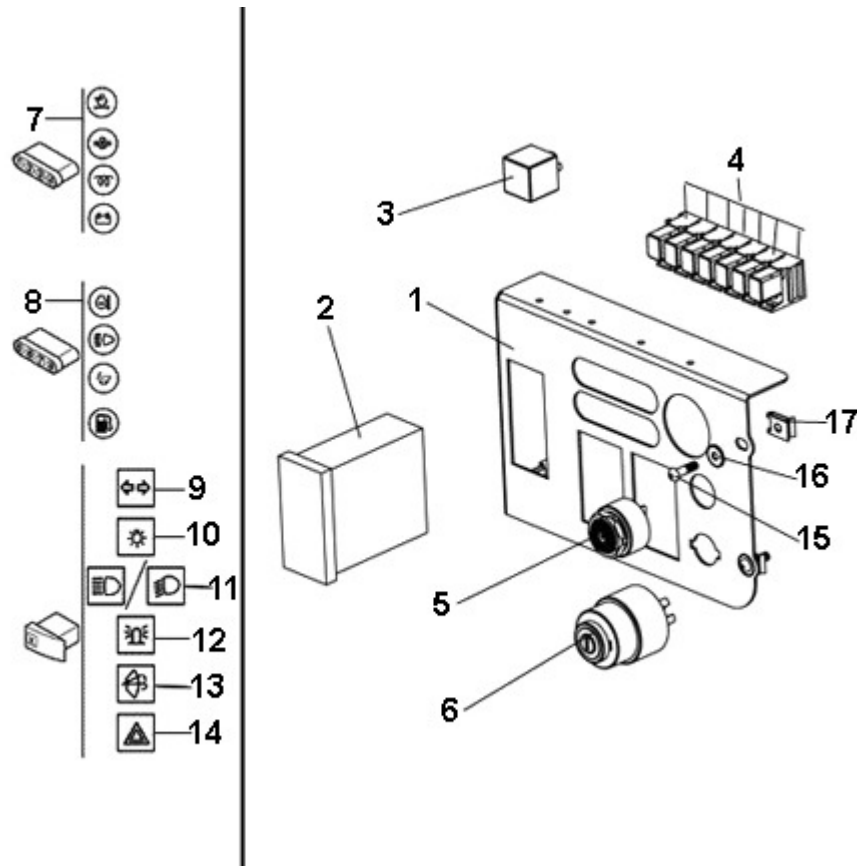


FIGURE	REFERENCE	DENOMINATION	AMOUNT
001	IM.20026.03	MICRO RELAY WITH DIODE	7
002	IM.20025.00	INTERMITTENCE BOX	2
003	17.11002.00	TABLIER SUPPORT	1
004	17.11024.00		1
005	17.11014.00		1
006	17.11022.00		1
007	17.11019.00		1
008	17.11020.00		1
009	17.11013.00		1
010	12.11014.00	SWITCH	1
011	17.11025.00		1
013	12.11033.00	HORN KPE650	1
014	IM.20022.00	FUSE BOX	1
015	727.06004.86	CAGED NUT M6x4	4
016	603.06025.86	SCREW DIN933 M6x25	4
017	112.06000.66	WASHER DIN9021 D6	4
018	31.01330.00	WORK-OUR METER	1
019	17.11000.00	PANEL KIT	1

## 11. ELECTRIC INSTALLATION SWITCHES PART 2




FIGURE	REFERENCE	DENOMINATION	AMOUNT
001	IM.20026.03	MICRO RELAY WITH DIODE	7
002	IM.20025.00	INTERMITTENCE BOX	2
003	17.11002.00	TABLIER SUPPORT	1
004	17.11024.00		1
005	17.11014.00		1
006	17.11022.00		1
007	17.11019.00		1
008	17.11020.00		1
009	17.11013.00		1
010	12.11014.00	SWITCH	1
011	17.11025.00		1
012	IM.20032.00	KEY	2
013	12.11033.00	HORN KPE650	1
014	IM.20022.00	FUSE BOX	1
015	727.06004.86	CAGED NUT M6x4	4
016	603.06025.86	SCREW DIN933 M6x25	4
017	112.06000.66	WASHER DIN9021 D6	4
018	31.01330.00	WORK-OUR METER	1

## 11. ELECTRIC INSTALLATION

### SWITCHES PART 2

FIGURE	REFERENCE	DENOMINATION	AMOUNT
019	17.11000.00	PANEL KIT	1

# 11. ELECTRIC INSTALLATION DASHBOARD



FIGURE	REFERENCE	DENOMINATION	AMOUNT
001	39.11063.00	GLASS	1
002	17.11052.00	GLASS WITH SYMBOL BRUSH	1
003	12.11030.00	SOP. FIJACION INTERRUPTOR	2
004	17.11051.00	SWITCH 3 POS. ON-OFF-ON	3
005	12.11031.00	INTERRUPTOR IP67	1
006	12.11024.00	SWITCH CAP	1

## 11. ELECTRIC INSTALLATION BATTERY

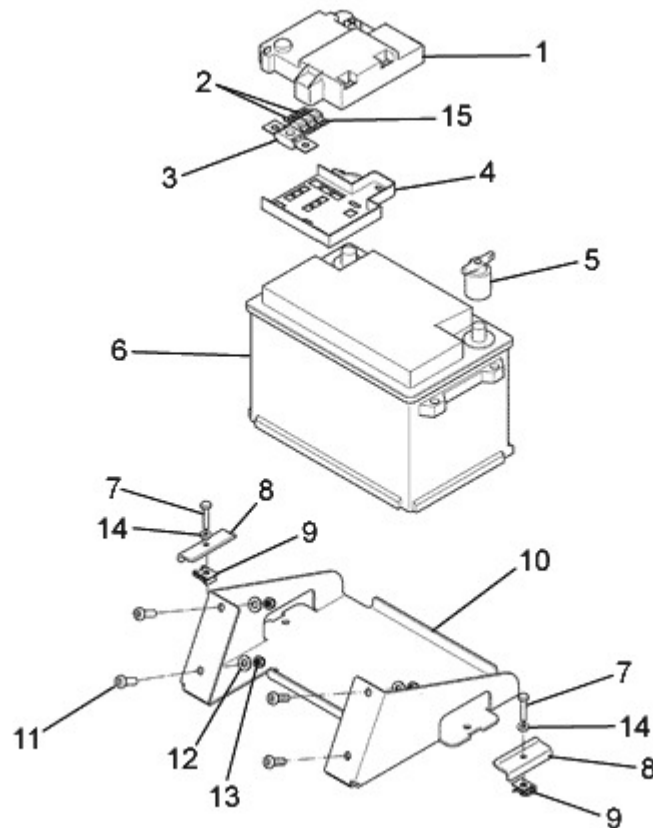


FIGURE	REFERENCE	DENOMINATION	AMOUNT
001	20.11014.00	BATTERY FUSEBOX COVER	1
002	20.11011.00	FUSE 50A PROTECTION	2
003	20.11010.00	200A PROTECTION FUSE	1
004	20.11009.00	BATTERY FUSE BOX	1
005	20.11007.00	DISCONNECTOR	1
006	15.01411.00	BATTERY 12VX70AH	1
007	601.06030.86	HEXAGON SOCKET HEAD SCREW DIN912 M6x30	2
008	20.11101.00	FIXATION SUPPORT 2X10X70	2
009	727.06004.86	CAGED NUT M6x4	2
010	17.11004.00	BATTERY SUPPORT 113X280X328	1
011	630.08020.96	SCREW ISO7380	4
012	101.08000.66	WASHER DIN125 D8	4
013	711.08000.66	NUT DIN982 M8	4
014	104.06000.00	WASHER DIN7980 D6	2
015	20.11019.00		1

## 11. ELECTRIC INSTALLATION

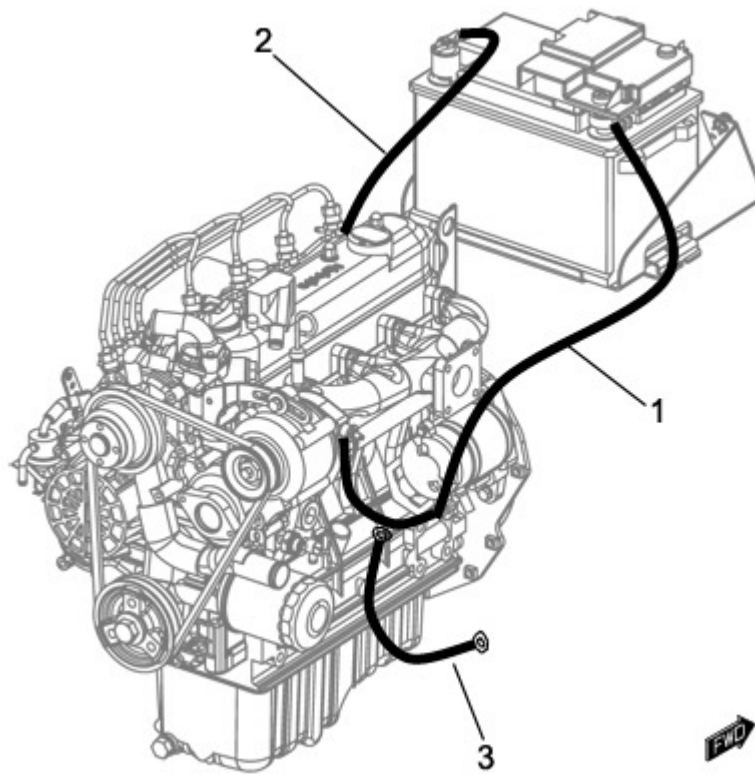


FIGURE	REFERENCE	DENOMINATION	AMOUNT
001	17.11010.00		1
002	17.11009.00	CABLE ELEC. 35X600 NEG	1
003	70.11308.00		1
004	17.11011.00		1



## 11. ELECTRIC INSTALLATION WIRE HARNESS, ENGINE

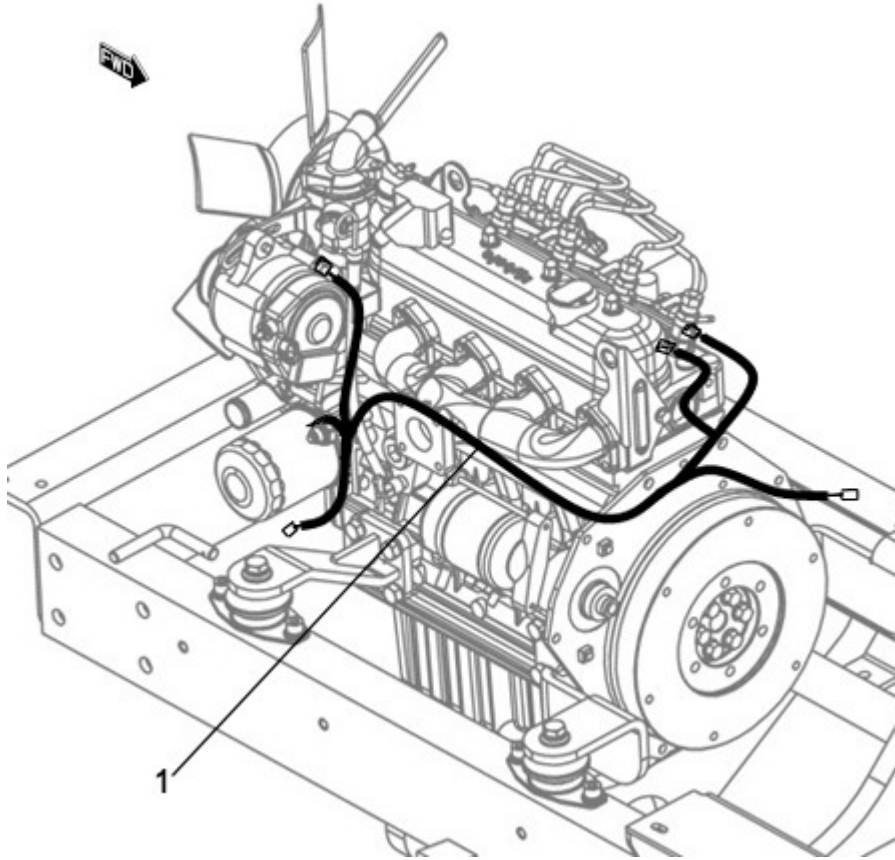


FIGURE	REFERENCE	DENOMINATION	AMOUNT
001	17.11007.00	LENGHT I/E MOTOR	1

## 11. ELECTRIC INSTALLATION LIGHTS WIRING HARNESS

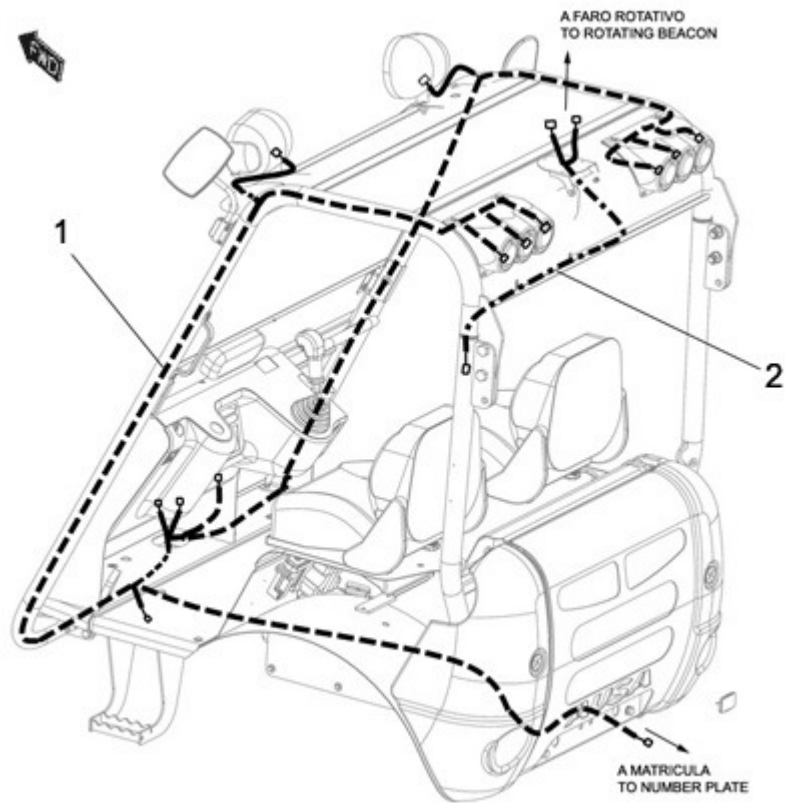


FIGURE	REFERENCE	DENOMINATION	AMOUNT
001	17.11032.00	TRAMO I/E LUCES BARREDORA	1
002	17.11033.00		1

## 12. FINISHES

### NUMBER PLATE SHEET

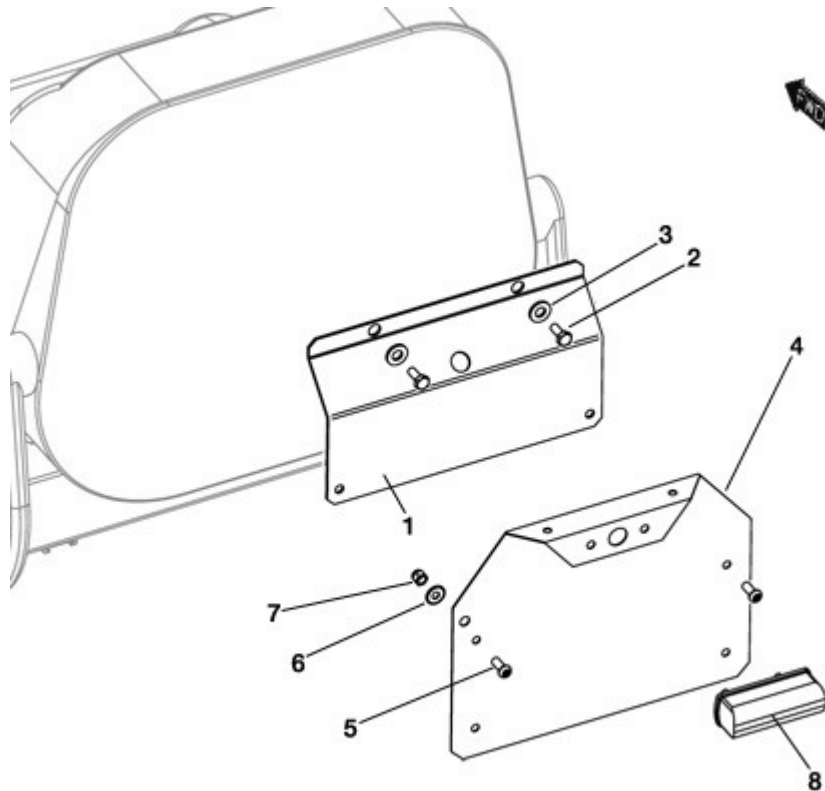


FIGURE	REFERENCE	DENOMINATION	AMOUNT
001	70.08095.00	ANGLE SUPPORT 230X130X35	1
002	603.08015.86	SCREW DIN933 M8x15	2
003	101.08000.66	WASHER DIN125 D8	2
004	46.10754.00	PIN SUPPORT 25x195x250	1
005	630.06015.96	SCREW ISO7380 M6x15	2
006	112.06000.66	WASHER DIN9021 D6	2
007	711.06000.66	NUT DIN982 M6	2
008	46.10755.00	NUMBER PLATE LIGHT	1

## 12. FINISHES

### STICKERS & PLATES (PART 1)

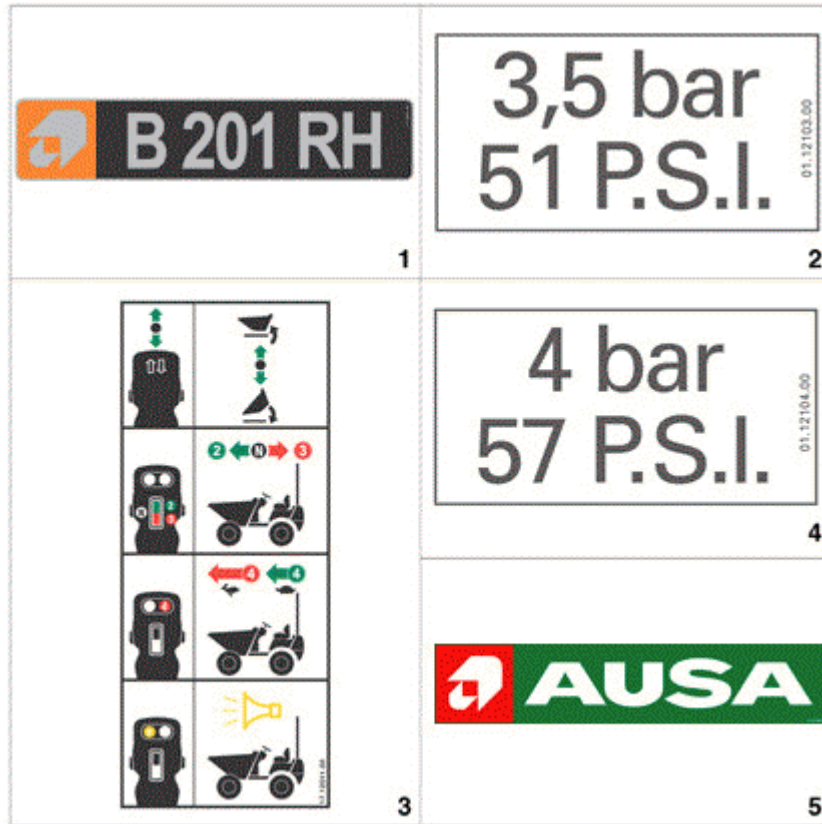


FIGURE	REFERENCE	DENOMINATION	AMOUNT
001	17.12005.00	ADHESIVE 45X215 B201RH	2
002	01.12103.00	AD. IND. PRESSURE 3,5 BAR /51 PSI	2
003	17.12011.00		1
004	01.12104.00	AD. IND. PRESSURE 4 BAR /57 PSI	2
005	13.12136.00	ADHESIVE 450x92	2

## 12. FINISHES

### STICKERS & PLATES (PART 2)

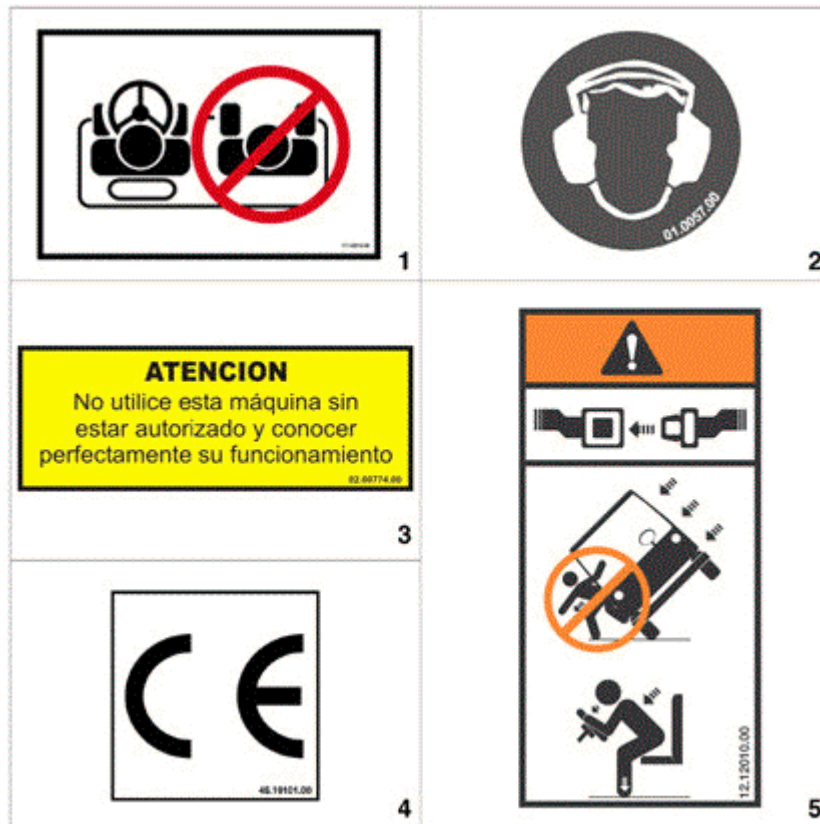


FIGURE	REFERENCE	DENOMINATION	AMOUNT
001	17.12015.00		1
002	01.00757.00	PLATE AD. INDI	1
003	02.00774.00	PLATE AD. INDI	1
004	45.19101.00	PLATE AD. INDI	1
005	12.12010.00	ADHESIVE	1

## 12. FINISHES

### STICKERS & PLATES (PART 3)



FIGURE	REFERENCE	DENOMINATION	AMOUNT
001	01.00779.26	PLATE - CONTACT WITH AUSA	1
002	00.00013.00	ADHESIVE	1
003	09.15720.00	PLATE AD. INDI	4
004	43.00395.01	PLATE AD. INDI	2
005	17.12010.00		1
006	09.12011.00	ADHESIVE	1

## 12. FINISHES

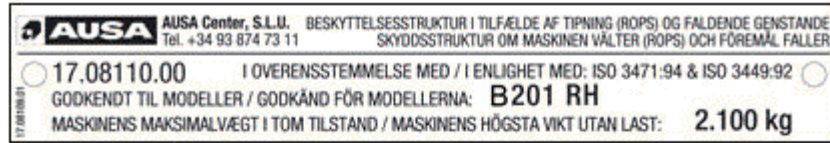
### STICKERS & PLATES (PART 4)



FIGURE	REFERENCE	DENOMINATION	AMOUNT
001	14.00775.01	PLATE AD. INDI	1
002	02.00775.01	PLATE AD. INDI	1
003	02.00773.01	PLATE AD. INDI	1
004	09.00769.00	PLATE AD. INDI	1
005	43.00396.02	ADHESIVE PLATE 60X95	1

## 12. FINISHES

### STICKERS & PLATES (PART 5)



1



2

FIGURE	REFERENCE	DENOMINATION	AMOUNT
001	17.08099.00		1
001	17.08109.00	PLATE 0.3X20X120 ROPS/FO	1
002	17.12017.00	SWEEPER AD. 130X145	1



## 12. FINISHES

### STICKERS & PLATES (PART 5)

CHASSIS: 70987




FIGURE	REFERENCE	DENOMINATION	AMOUNT
001	17.08099.00		1
001	17.08109.00	PLATE 0.3X20X120 ROPS/FO	1
002	17.12017.00	SWEEPER AD. 130X145	1
003	17.12021.00	ENGINE COVER STICKER	1

## 12. FINISHES

### TOOLS BAG

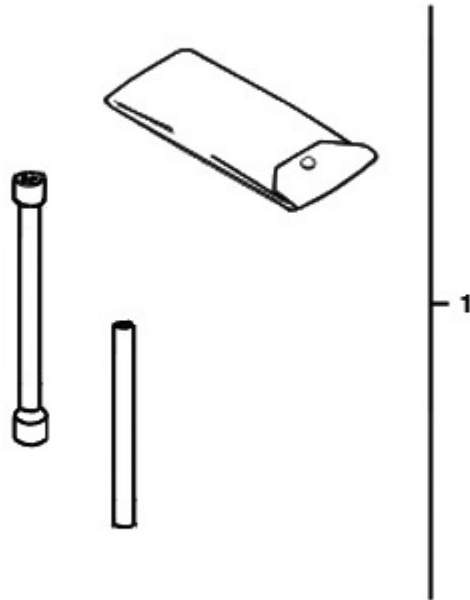


FIGURE	REFERENCE	DENOMINATION	AMOUNT
001	01.00036.02	TOOLS-BAG	1

## 09. MACHINE FUNCTIONS

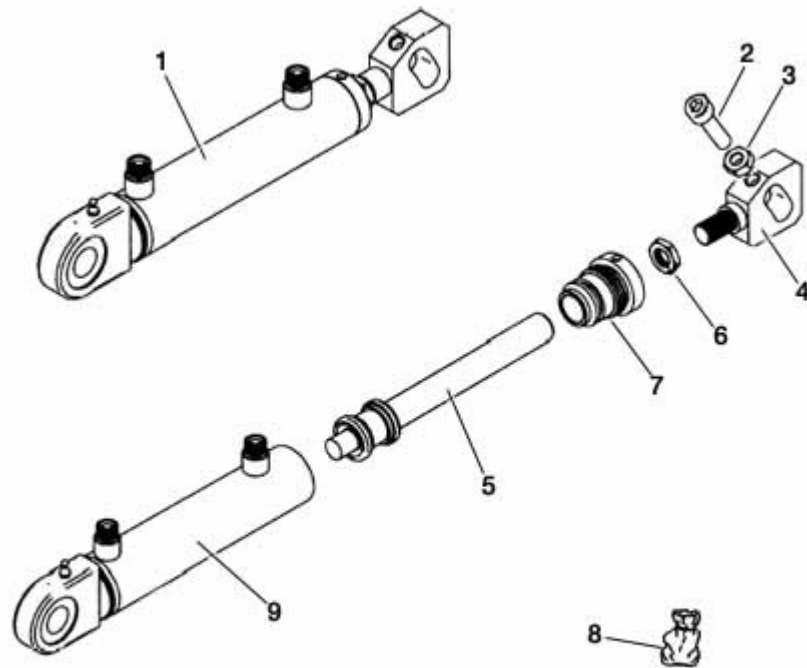


FIGURE	REFERENCE	DENOMINATION	AMOUNT
001	EI02150701C	CYLINDER ASSEMBLY	1
002	EIM10X040A	SCREW M10X40	1
003	EIM10D934T	NUT M10	1
004	EI5511587	NOT SUPPLIED	1
005	EI02150752		1
006	EI02150771	SPECIAL NUT	1
007	EI02150750		1
008	EI02152500		1

## 09. MACHINE FUNCTIONS

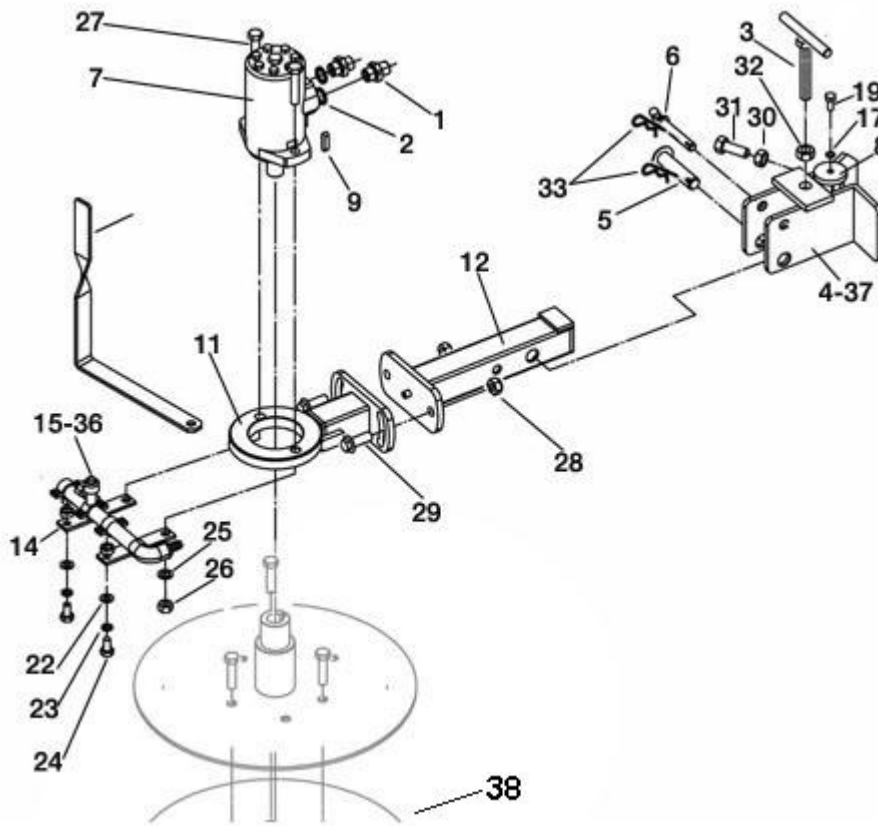


FIGURE	REFERENCE	DENOMINATION	AMOUNT
001	EI30170808	UNION M-M 1/2	2
002	EI30470008	METAL-RUBBER JOINT 1/2	2
003	EI02150106	LIMIT	1
004	EI02150801D		1
005	EI02150803	SAFETY PIN	1
006	EI02150804		1
007	48.10200.00	HYDRAULIC MOTOR 160BAR-154CM3/REV	1
008	EI0215AR07		1
009	EI03200207	PIN	1
011	EI5511471L	ARM SECOND PART	1
012	EI5511472	1ST LENGHT ARM	1
013	EI5511547		2
014	EI5620012	GANGWAY	2
015	EI9911225D		1
019	EIM08X030E		1
022	EIM10D125A	WASHER D10	2
023	EIM10D127G	GROWER WASHER	2
024	EIM10X020E		2

## 09. MACHINE FUNCTIONS

FIGURE	REFERENCE	DENOMINATION	AMOUNT
025	EIM12D125A	WASHER D12	3
026	EIM12D985T	NUT M12	3
027	EIM12X050E		3
028	EIM14D6923T	NUT M14	2
029	EIM14D934T	NUT M14	1
030	EIM14X040D6921		2
031	EIM14X045E		1
032	EIM16D934T		1
033	EIPASADOR3X70		2
035	EI5511589		1
035	EI5511589		1
036	EI9911225I		1
037	EI02150801I		1
038	EI03RCL610	SIDE BRUSH b 201 RH	2

## 09. MACHINE FUNCTIONS

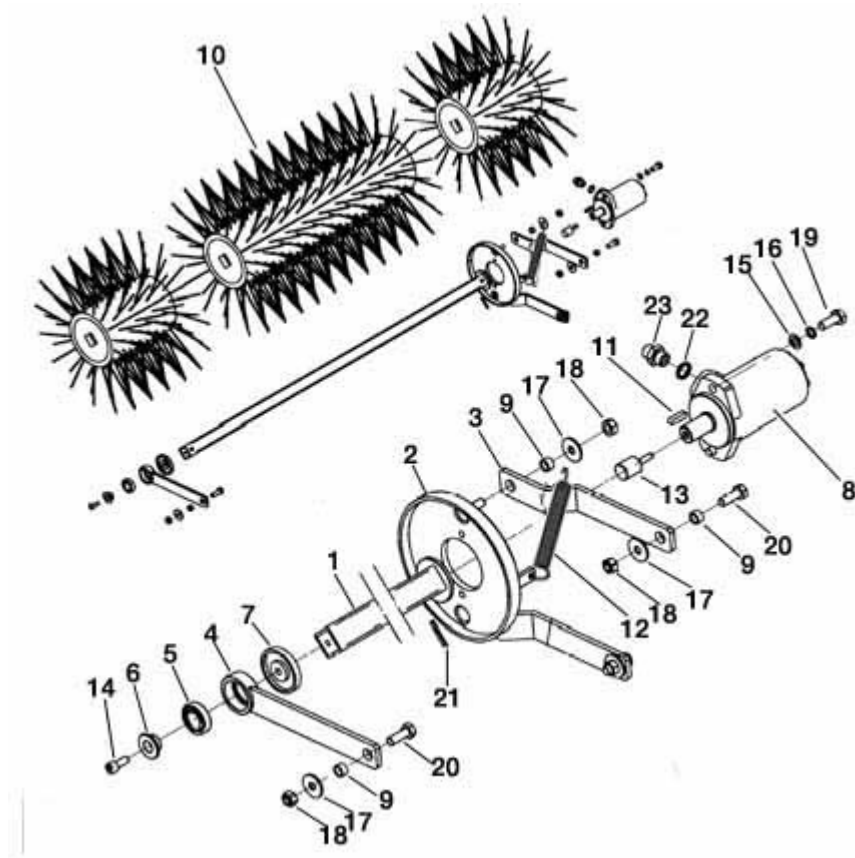


FIGURE	REFERENCE	DENOMINATION	AMOUNT
001	EI02120302	BRUSH AXIS 1200	1
002	EI02150401	ENGINE PLATE	1
003	EI02150402	CAM PLATE	2
004	EI02150501	CAM SHAFT	1
005	EI02150502	BEARING	1
006	EI02150503	CAP COVER	1
007	EI02150504	CAM PLATE	1
008	EI02150805	ENGINE BRUSH	1
009	EI0215CA01	CAP	5
010	CEPU03	CENTRAL BRUSH 201	1
011	EI03200207	PIN	1
012	EI5600099	SPRING	1
013	EI5600150	ENGINE AXLE PROLONGATION	1
014	EIM10X040A	SCREW M10X40	1
015	EIM12D125A	WASHER D12	2
016	EIM12D127G	GROWER WASHER	2
017	EIM12D9021A	WASHER D12	5
018	EIM12D985T	NUT M12	5

## 09. MACHINE FUNCTIONS

FIGURE	REFERENCE	DENOMINATION	AMOUNT
019	EIM12X030E	SCREW M12X30	2
020	EIM12X035E		3
021	EIPASADOR6X50	ELASTIC PIN	1
022	EI30470008	METAL-RUBBER JOINT 1/2	2
023	EI30170808	UNION M-M 1/2	2

## 09. MACHINE FUNCTIONS

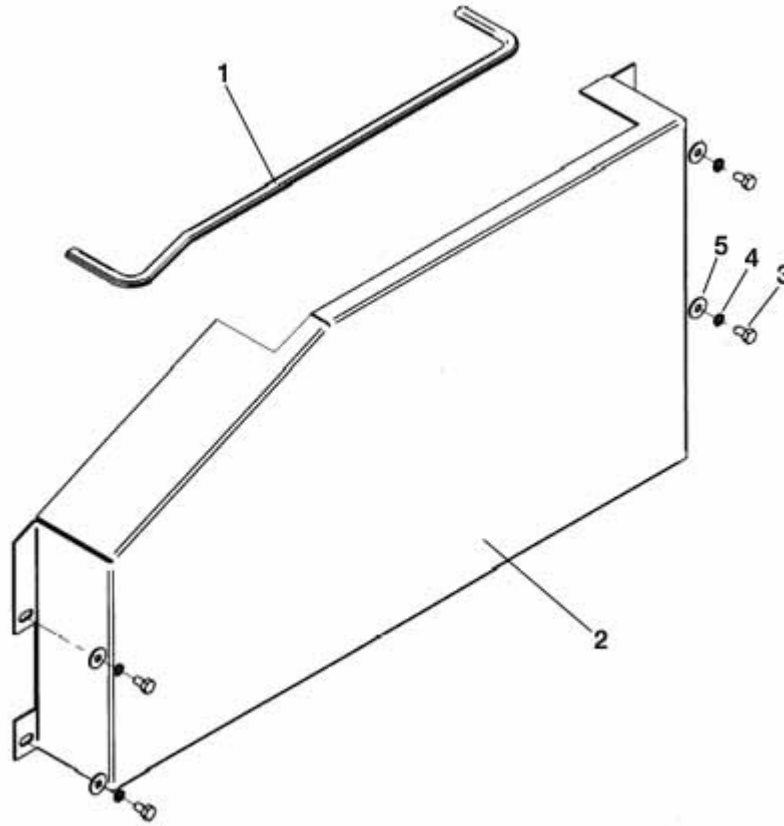


FIGURE	REFERENCE	DENOMINATION	AMOUNT
001	EI0215JV02		1
002	EI02150903		1
003	EIM08X015E		4
004	EIM08D127G	GROWER WASHER	4
005	EIM08D9021A	WASHER D8	4



## 09. MACHINE FUNCTIONS




FIGURE	REFERENCE	DENOMINATION	AMOUNT
001	EIM06X015E	SCREW M6X15	23
002	EIM06D127G	GROWER WASHER	23
003	EIM06D125A	WASHER D6	23
004	EI02151002		2
005	EI02121001		1
006	EI0215FA01	RUBBER STRIP KIT B201	1
007	EIM12X050E		4
008	EIM12D127G	GROWER WASHER	4
009	EIM12D125A	WASHER D12	4
010	17.09736.00	SPINNING WHEEL D300X75	1
011	EIM12D985T	NUT M12	4

## 09. MACHINE FUNCTIONS

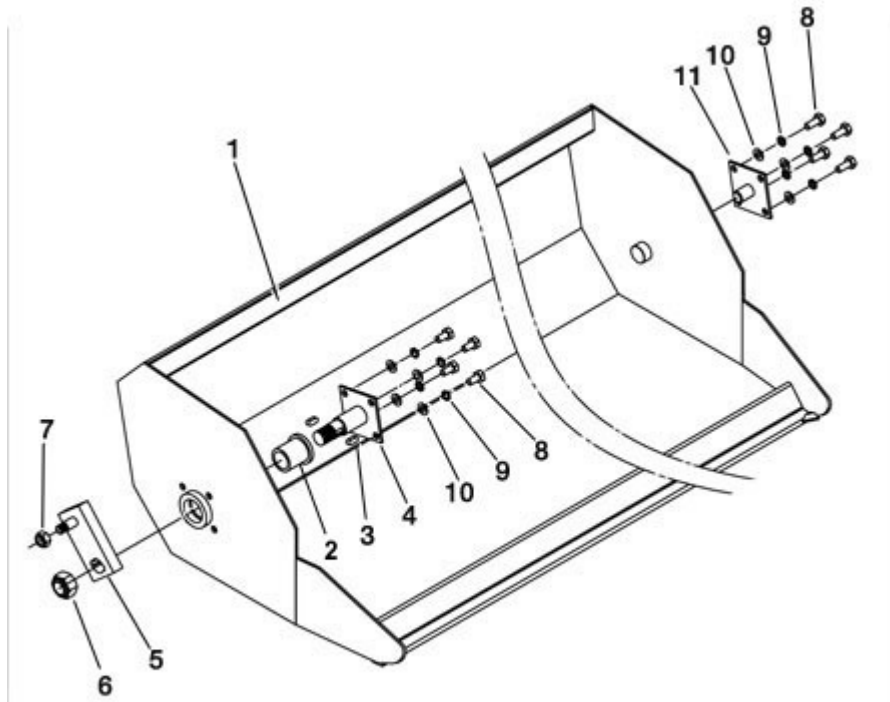


FIGURE	REFERENCE	DENOMINATION	AMOUNT
001	EI02120201	SHOVEL	1
002	EI5511137	CAP	1
003	EI02151705	PIN	2
004	EI02151703	BOLT WITH PINS	1
005	EI02151706		1
006	EIM24D985T	NUT M24	1
007	EIM14D985T	NUT M14	1
008	EIM10X025E	SCREW M10X25	8
009	EIM10D127G	GROWER WASHER	8
010	EIM10D125A	WASHER D10	8
011	EI02150202	AXIS	1

## 09. MACHINE FUNCTIONS

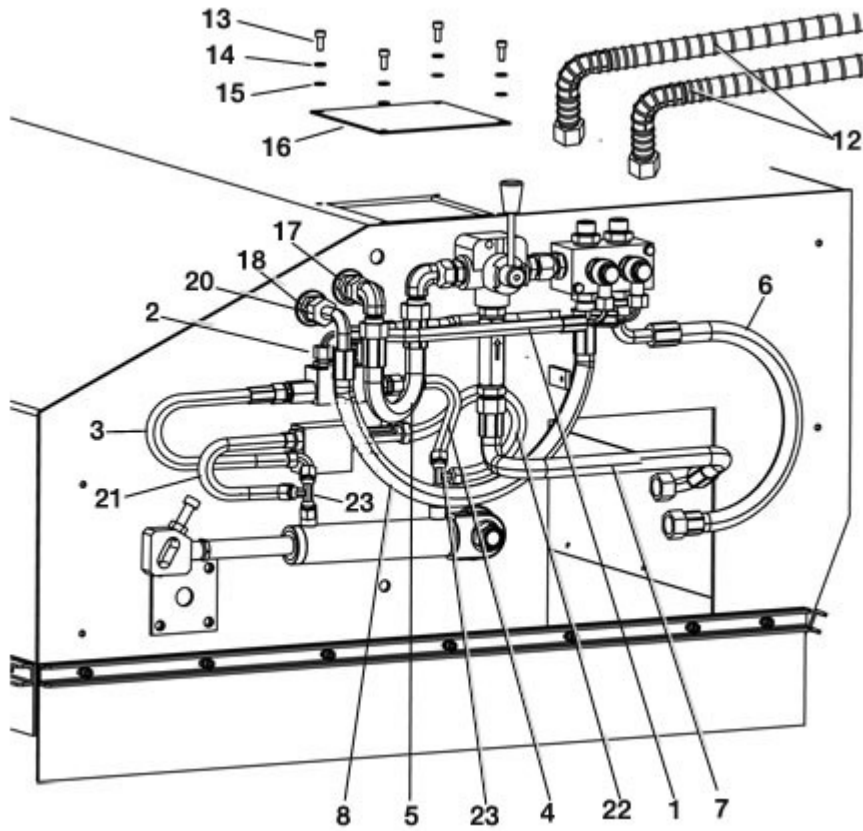


FIGURE	REFERENCE	DENOMINATION	AMOUNT
001	EI2153001		1
002	EI2153002		1
003	EI2153003		1
004	EI2153004		1
005	EI2153005		1
006	EI2153006		1
007	EI2153007		1
008	EI2153008		1
010	EI2153010		1
012	EI2153012		2
013	EIM06X010E		8
014	EIM06D127G	GROWER WASHER	8
015	EIM06D125A	WASHER D6	8
016	EI5511305		2
017	EI34090808	FITTING 90° MF/TL 1/2	1

## 09. MACHINE FUNCTIONS

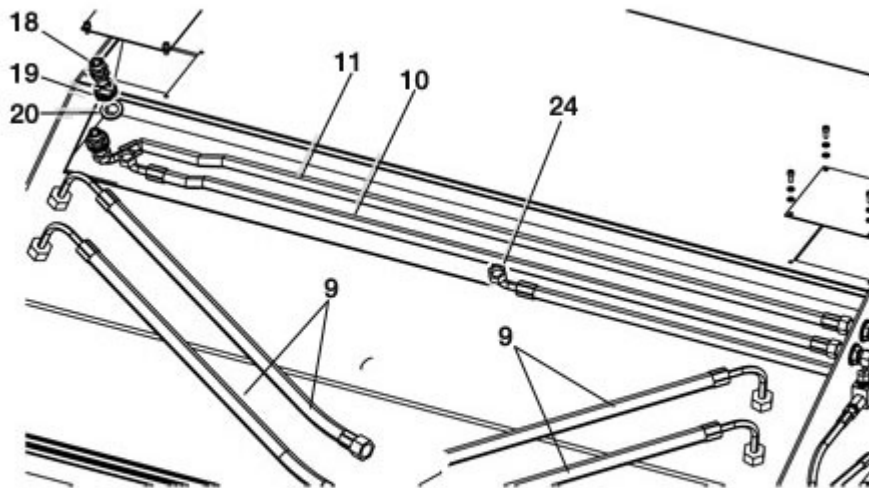


FIGURE	REFERENCE	DENOMINATION	AMOUNT
009	EI2153009		2
010	EI2153010		1
018	EI30510808		4
019	EIM22D125A		4
020	EIM20D6798A		4

## 09. MACHINE FUNCTIONS

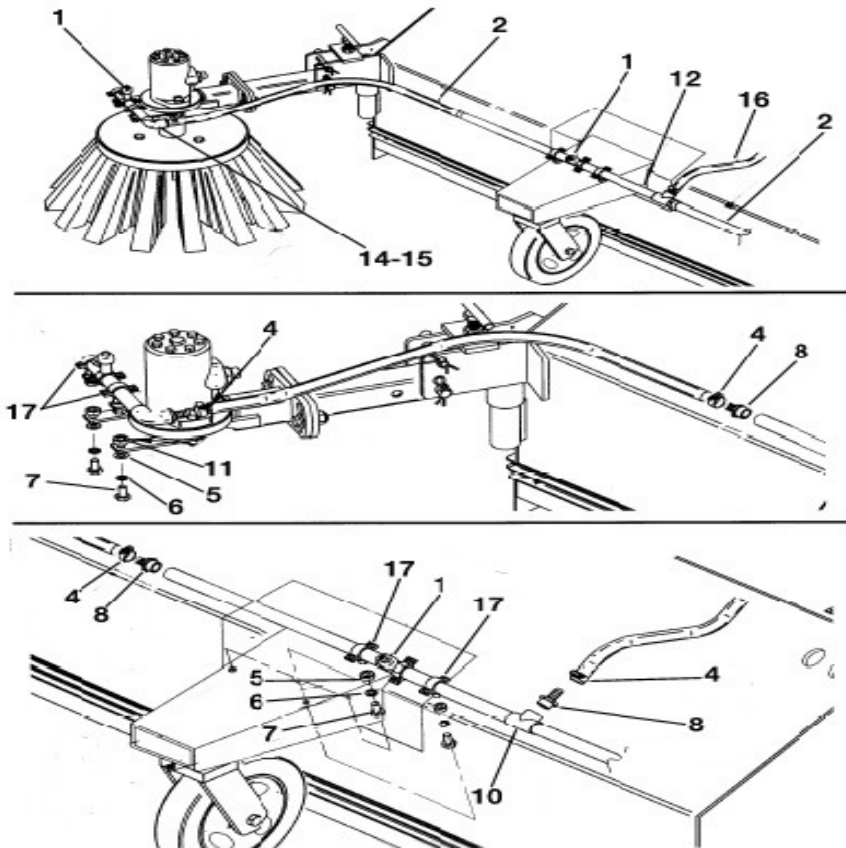


FIGURE	REFERENCE	DENOMINATION	AMOUNT
001	EI02151515		3
002	EI5511576		1
003	5620012		2
004	EI02151514		4
005	EIM10D125A	WASHER D10	4
006	EIM10D127G	GROWER WASHER	4
007	EIM10X020E		4
008	EI5620005	HOSE UNION	4
010	EI5620004	"FEMALE ""T"" OF 1/2"	1
012	EI5511543		1
014	EI9911225I		1
014	EI9911225I		1
015	EI9911225D		1
016	EI02151509	HOSE	1
017	EI02151512	CLAMP	6

## 09. MACHINE FUNCTIONS

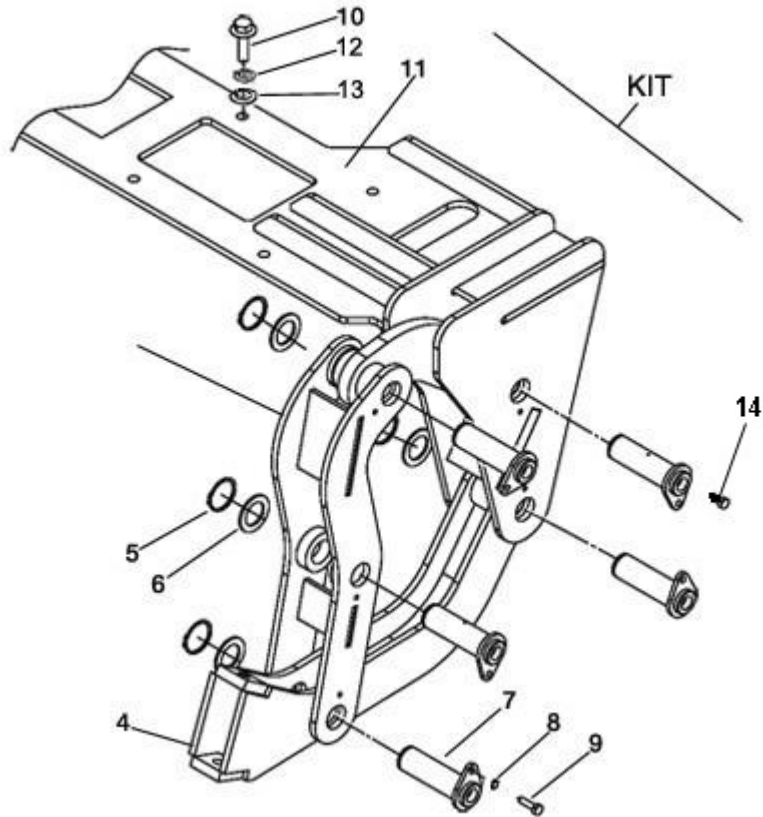


FIGURE	REFERENCE	DENOMINATION	AMOUNT
001	EI2021628		1
002	EI2021629		1
003	EI2021651		2
004	EI2021618		2
005	904.35000.00	RING 0,5 MM.	10
006	EI2021614		10
007	EI2021615		10
008	104.08000.00	WASHER DIN7980 D8	10
009	603.08020.86	SCREW DIN933 M8x20	10
010	603.12030.86	SCREW DIN933 M12x30	8
011	EI2021654		1
012	104.12000.00	WASHER DIN7980 D12	8
013	101.12000.66	WASHER DIN125 D12	8
014	901.08000.33	GREASER DIN71412-A M8x1,25	10
KIT	17.09701.00		1

## 09. MACHINE FUNCTIONS

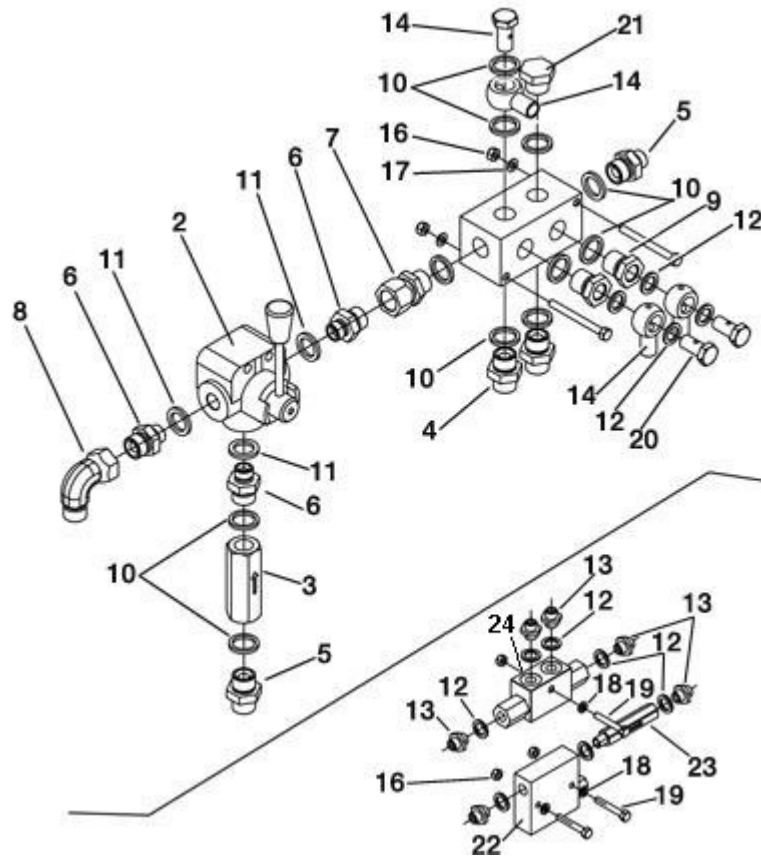


FIGURE	REFERENCE	DENOMINATION	AMOUNT
001	EI02151101	DISTRIBUTOR	1
002	EI0173002	VALVE	1
003	EI3010703	NO RETURN	1
004	EIDOVBHDE1/4000	DISTRIBUITOR	1
005	EI30170808	UNION M-M 1/2	5
006	EI30190806	UNION 3/8 TO 1/2	3
008	EI34090808	FITTING 90° MF/TL 1/2	1
009	EI30310804	REDUCTOR M/H DE 1/2 A 1/4	2
010	EI30470008	METAL-RUBBER JOINT 1/2	8
024	EIVBHDE1/4	TAMPION	2

## 09. MACHINE FUNCTIONS




FIGURE	REFERENCE	DENOMINATION	AMOUNT
001	17.09700.00	CONJ. CEPILLOS/RECOGEDOR BARR.	1



## 09. MACHINE FUNCTIONS

### BUCKET ARM (PART 1)

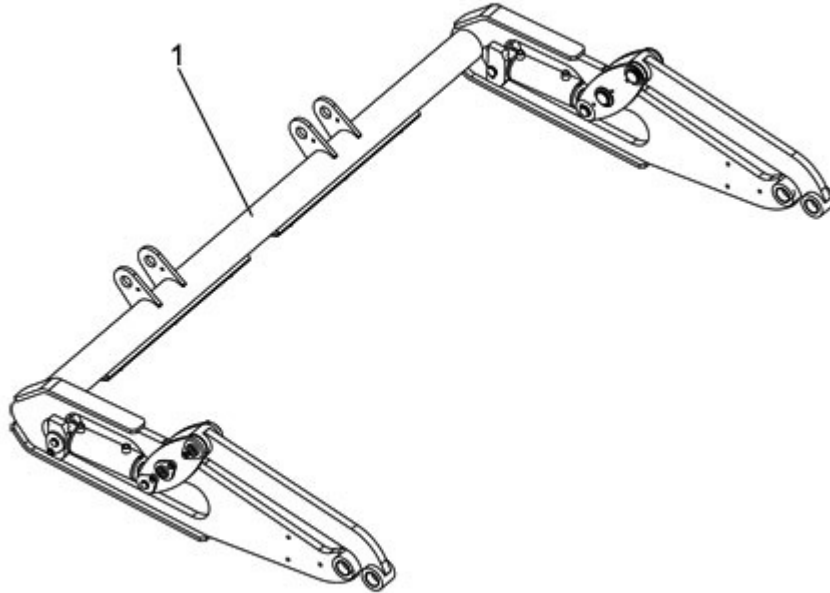


FIGURE	REFERENCE	DENOMINATION	AMOUNT
001	17.09600.00	ARM SHOWEL 815X1700	1

## 09. MACHINE FUNCTIONS

### BUCKET ARM (PART 2)

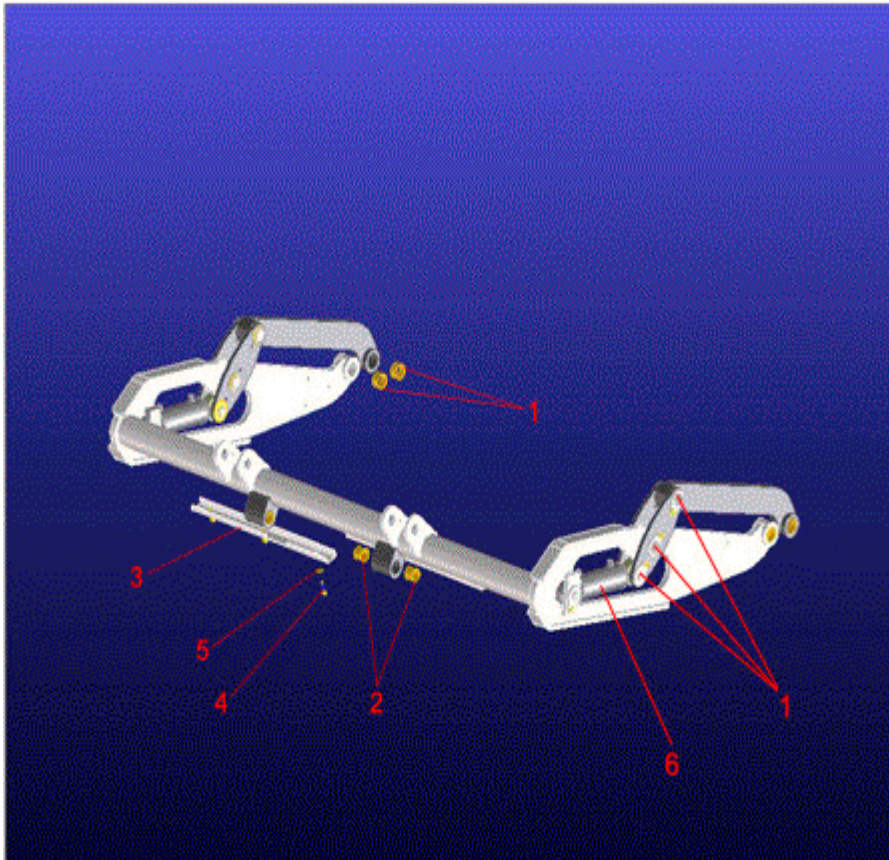


FIGURE	REFERENCE	DENOMINATION	AMOUNT
001	949.03520.00	BUSHING 35x39x20 DIN 1494	16
002	949.03030.00	WASHER DIN125	4
003	17.09303.00	PLATE MAT.	2
004	603.08030.86	SCREW DIN933 M8X30	6
005	101.08000.66	WASHER DIN125 D8	6
006	09.03000.00	CYLINDER D/E	2

## 09. MACHINE FUNCTIONS

### BUCKET ARM (PART 3)

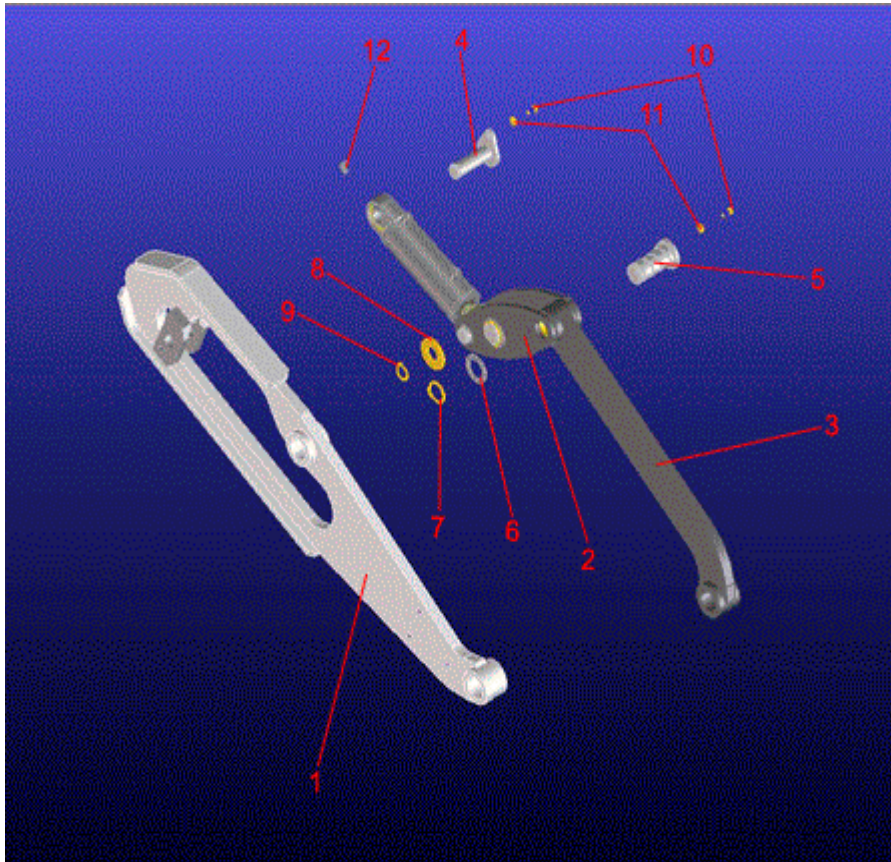


FIGURE	REFERENCE	DENOMINATION	AMOUNT
001	17.09315.01	AT. IRON 20X180X1003	1
002	17.09318.00	PLATE MAT.	2
003	17.09307.00	PLATE MAT.	1
004	17.09317.00	AXLE CYL/CPL D25X70X91	2
005	17.09319.00	AXLE CYL/CPL D35X93	2
006	17.09324.00	washer D50XD36X3	2
007	904.35000.00	RING 0,5 MM.	2
008	101.27000.66	WASHER DIN125	2
009	904.25000.00	RING 0,5 MM.	2
010	603.08015.86	SCREW DIN933 M8x15	2
011	105.08000.66	CIR-CLIP EXT. DIN7980 D8	2
012	902.08000.33	GREASER DIN71412-C	1

## 09. MACHINE FUNCTIONS

### SHOVEL ARM (PART 4)

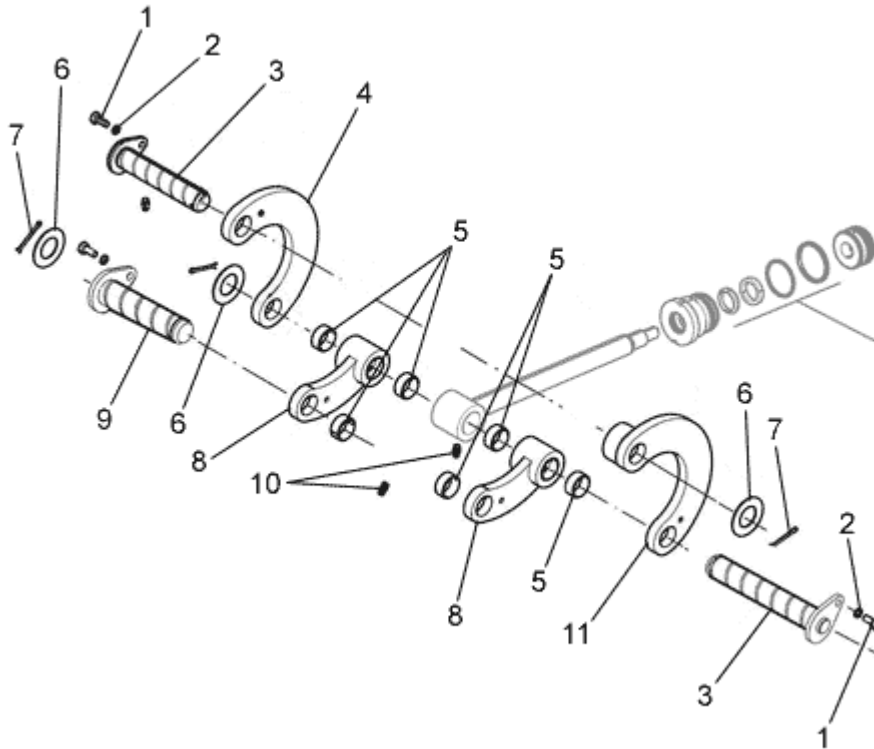


FIGURE	REFERENCE	DENOMINATION	AMOUNT
001	604.08020.86	SCREW	8
002	104.08000.00	WASHER DIN7980 D8	8
003	17.09311.00	AXLE CYL/CYL 20X30X165	4
004	17.09320.00		2
005	949.03015.00	BUSHING 30x34x15 DIN 1494	8
006	101.30000.66	WASHER DIN125 D30	6
007	401.04045.60	PIN	6
008	17.09308.00	CONNECTING ROD 15X114.5	4
009	17.09310.00	AXLE CYL/CYL 20X30X112	4
010	901.08000.33	GREASER DIN71412-A M8x1,25	8
011	17.09309.00	RIGHT CONNECTING ROD 15X40X180	1
011	17.09313.00	LEFT CON ROD 40X15X180	1

## 09. MACHINE FUNCTIONS

### SHOVEL ARM (PART 4)

CHASSIS: 72251

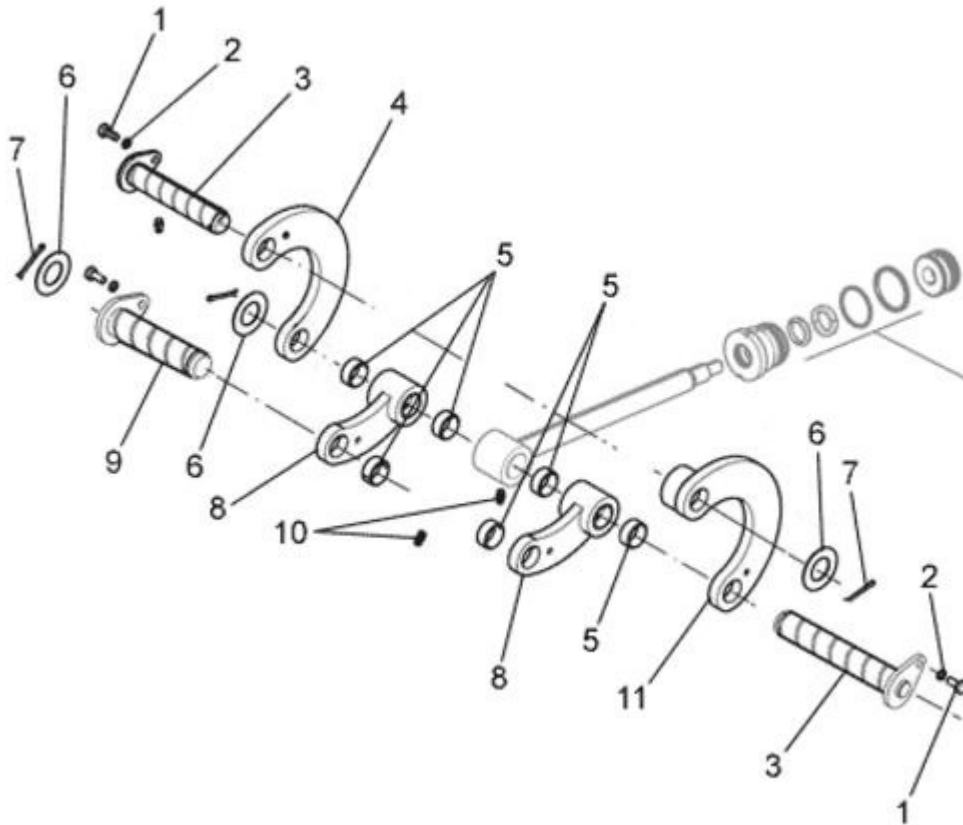


FIGURE	REFERENCE	DENOMINATION	AMOUNT
001	604.08020.86	SCREW	8
002	104.08000.00	WASHER DIN7980 D8	8
003	17.09311.01	CYLINDER AXLE 30X187	4
004	17.09320.00		2
005	949.03015.00	BUSHING 30x34x15 DIN 1494	8
006	101.30000.66	WASHER DIN125 D30	6
007	401.04045.60	PIN	6
008	17.09308.00	CONNECTING ROD 15X114.5	4
009	17.09310.00	AXLE CYL/CYL 20X30X112	4
010	901.08000.33	GREASER DIN71412-A M8x1,25	8
011	17.09309.00	RIGHT CONNECTING ROD 15X40X180	1
011	17.09313.00	LEFT CON ROD 40X15X180	1

#### COMMENTS

MOD.4349

## 09. MACHINE FUNCTIONS

### ARM CYLINDER

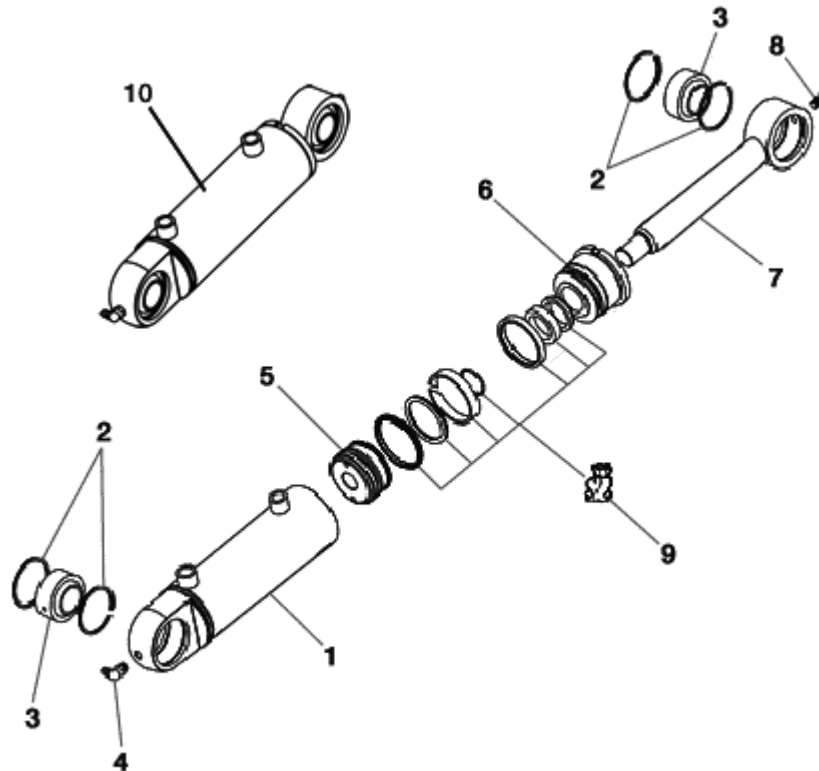


FIGURE	REFERENCE	DENOMINATION	AMOUNT
001	17.09331.00	CYL. BARREL	1
002	914.47000.00	RING 0,5 MM.	4
003	941.25028.00	BUSHING	2
004	902.08000.33	GREASER DIN71412-C	1
005	17.09335.00		1
006	19.00220.03	GUIDE	1
007	17.09334.00	SPINDLE D28X251	1
008	901.08000.33	GREASER DIN71412-A M8x1,25	1
009	17.09336.00	GASKET KIT	1
010	17.09330.00	CYLINDRO D/E	1

## 09. MACHINE FUNCTIONS

### POSITION SENSOR

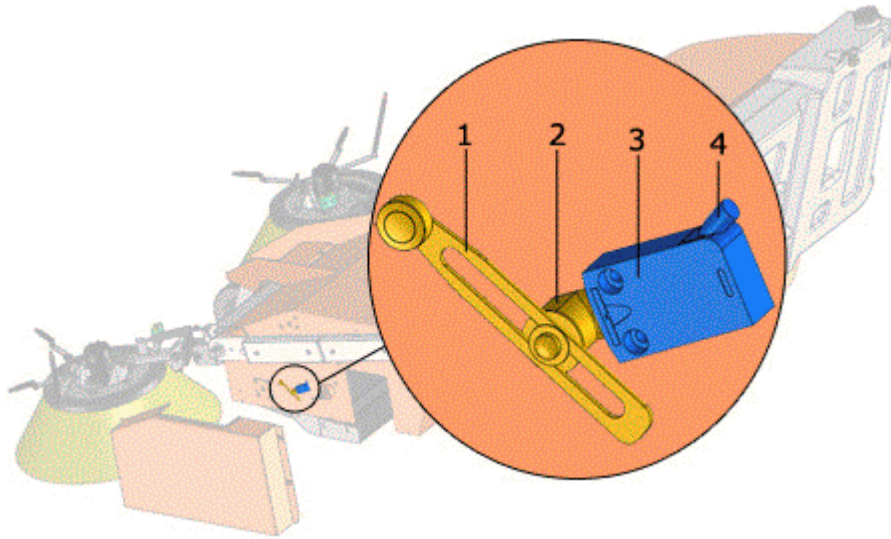


FIGURE	REFERENCE	DENOMINATION	AMOUNT
001	17.11402.00	LEVER ROLLER	1
002	17.11401.00	HEAD CONTACT SWITCH	1
003	17.11400.00	CONTACT SWITCH	1
004	17.11403.00	ELECTRIC CABLE	1

## 09. MACHINE FUNCTIONS

### ELECTRIC INSTALATION



FIGURE	REFERENCE	DENOMINATION	AMOUNT
001	17.11403.00	ELECTRIC CABLE	1



**OPTION AND VARIANTS**  
**CLOSED CABINE WITH HEATER**



FIGURE	REFERENCE	DENOMINATION	AMOUNT
001	17.08302.00		1

**OPTION AND VARIANTS**  
**CLOSED CABINE A/C AND HEATER**



FIGURE	REFERENCE	DENOMINATION	AMOUNT
001	17.08300.00		1

## OPTION AND VARIANTS

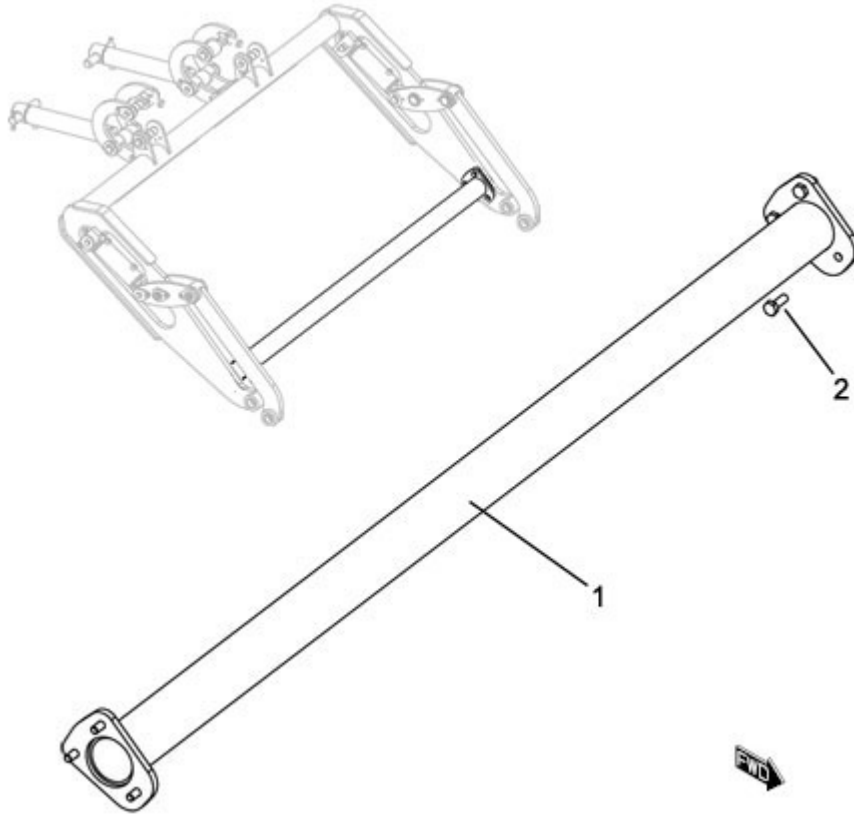


FIGURE	REFERENCE	DENOMINATION	AMOUNT
001	17.09326.00	showel reinforcement	1
002	603.10030.86	SCREW DIN933	6
003	104.10000.00	WASHER DIN7980 D10	6

## OPTION AND VARIANTS

### SHOWEL

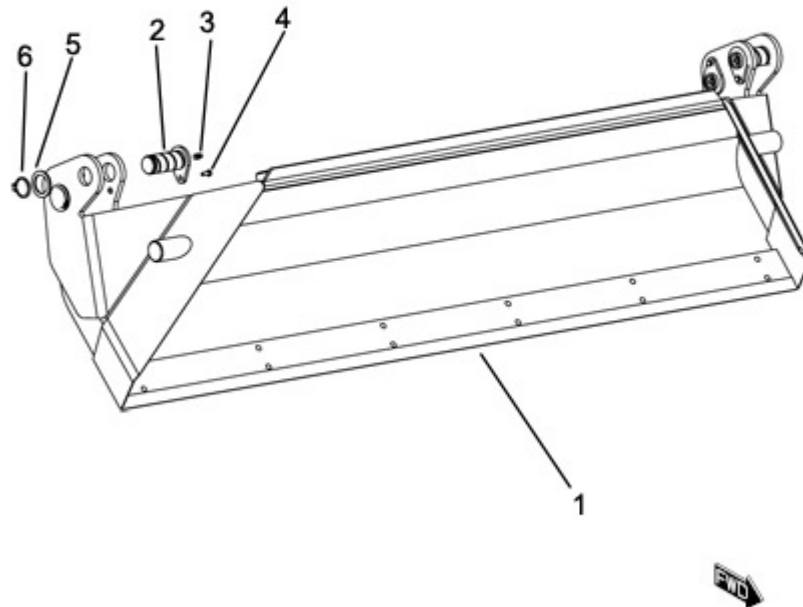


FIGURE	REFERENCE	DENOMINATION	AMOUNT
001	17.09301.00	SHOVEL	1
002	17.09319.00	AXLE CYL/CPL D35X93	4
003	901.08000.33	GREASER DIN71412-A M8x1,25	4
004	603.06015.86	SCREW DIN933 M6x15	4
005	17.09324.00	washer D50XD36X3	4
006	904.35000.00	RING 0,5 MM.	4

## OPTION AND VARIANTS




FIGURE	REFERENCE	DENOMINATION	AMOUNT
001	43.00396.02	ADHESIVE PLATE 60X95	1

## OPTION AND VARIANTS

### CLOSED CAB (PART 1)

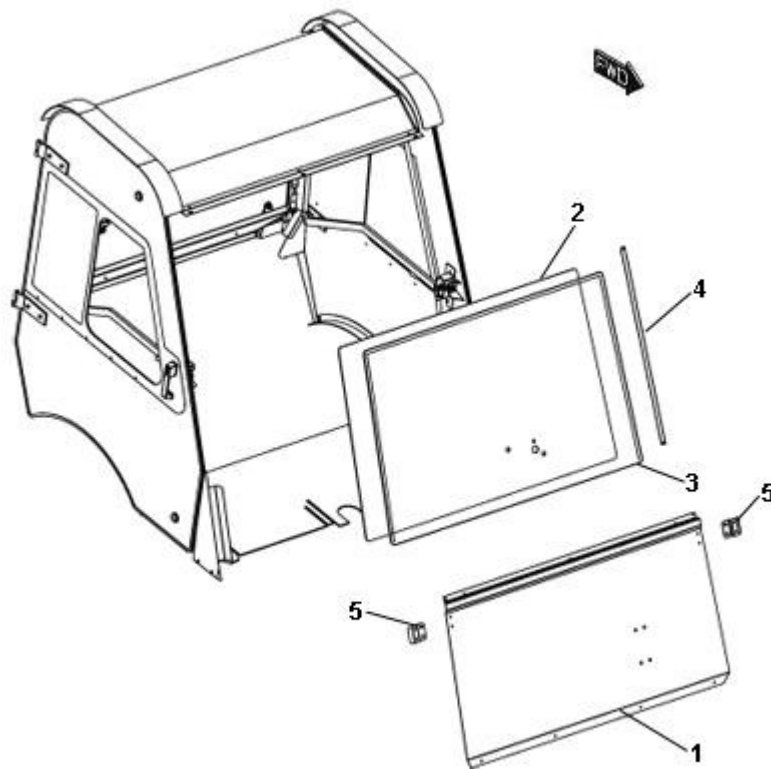


FIGURE	REFERENCE	DENOMINATION	AMOUNT
001	17.08326.00	FRONT COVER	1
002	17.08314.00	GLASS FRONT WINDSHIELD	1
003	17.08352.00	RUBBER PROFILE OF WINDSCREEN.	1
004	17.08339.00	END REINFORCEMENT glass front	1
005	17.08327.00	SOP. PAS. FOR. UNION FRONT	2

# OPTION AND VARIANTS

## CLOSED CAB (PART 2)

CHASSIS: 72457

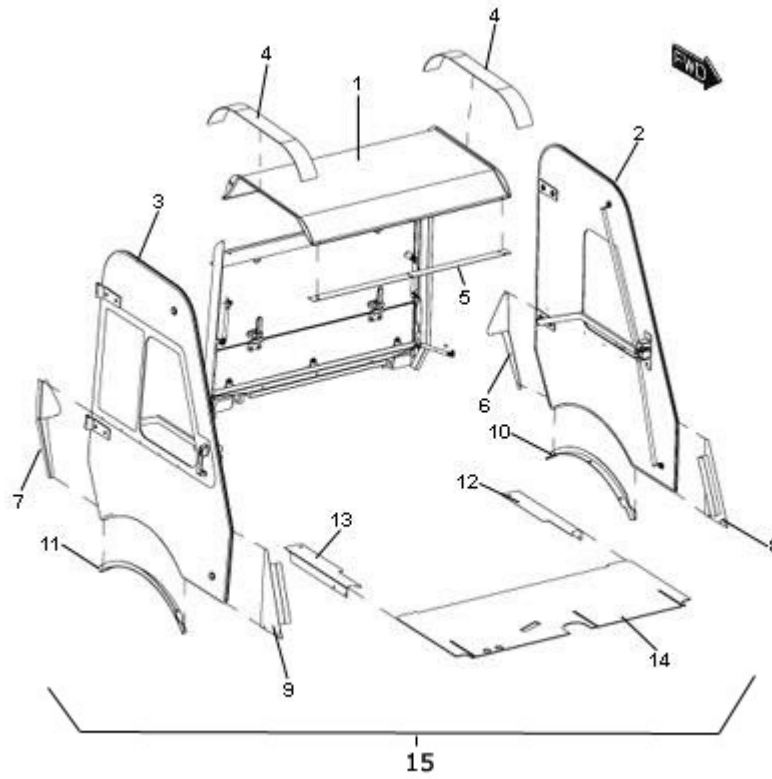


FIGURE	REFERENCE	DENOMINATION	AMOUNT
001	17.08318.00	ROOF PROTECTOR	1
002	17.08321.00	LEFT DOOR	1
003	17.08322.00	RIGHT DOOR	1
004	17.08319.00	EXTERIOR ROOF PROTECTOR	2
005	17.08331.00	SOP. CEILING FIXING	1
006	17.08343.00	LOWER GUARD TRAS. LEFT.	1
007	17.08344.00	LOWER GUARD TRAS. DER.	1
008	17.08341.00	PROTECTOR LAT. LEFT DOOR.	1
009	17.08342.00	PROTECTOR LAT. RIGHT DOOR.	1
010	17.08346.00	LEFT WHEEL GUARD STEP.	1
011	17.08347.00	STEP RIGHT WHEEL GUARD.	1
012	17.08332.00	FLOOR PROTECTOR LAT. LEFT.	1
013	17.08333.00	FLOOR PROTECTOR LAT. DER.	1
014	17.08311.00	COND FLOOR PROTECTOR. LEFT.	1
015	17.08310.01	CLOSED COCKPIT BD201RH/BD202HL	1

## OPTION AND VARIANTS

### CLOSED CAB (PART 3)

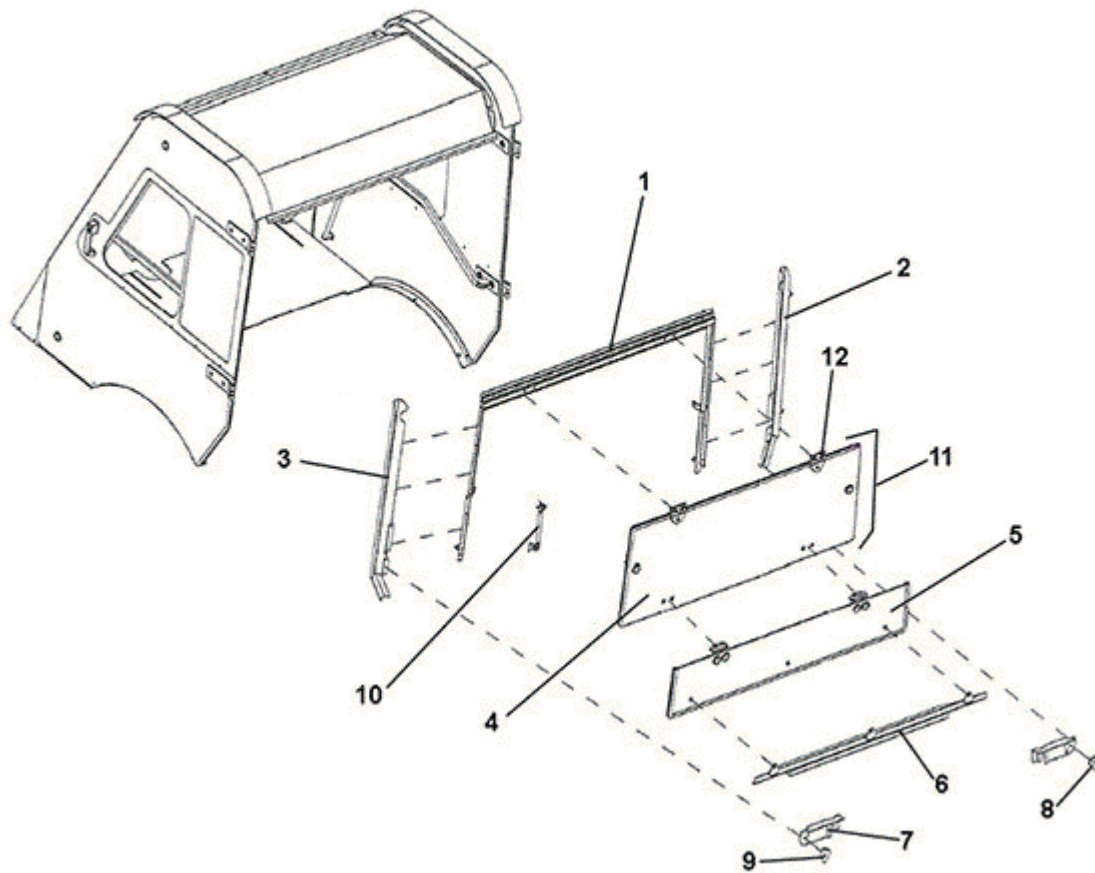


FIGURE	REFERENCE	DENOMINATION	AMOUNT
001	17.08345.00	ARCO GLASS PROTECTOR AFTER.	1
002	17.08317.00	UPRIGHT PROTECTOR AFTER. DER.	1
003	17.08316.00	UPRIGHT PROTECTOR AFTER. LEFT.	1
004	17.08315.00	TOP REAR GLASS	1
005	17.08312.00	CRYSTAL INF. REAR	1
006	17.08335.00	SOP. AFTER FIXING Crital. INF	1
007	17.08328.00	SOP. FIXING Crital INF. LEFT.	1
008	17.08329.00	SOP. FIXING Crital INF. DER.	1
009	17.08334.00	ARCO EAR REINFORCEMENT	2
010	17.08348.00	SHOCK. GAS	3
011	17.08359.00	ASSEMBLY UPPER REAR WINDOW	1
012	LUBIPTSAUSAB202	REAR WINDOW HINGE	2



## OPTION AND VARIANTS

### CLOSED CAB (LEFT DOOR)

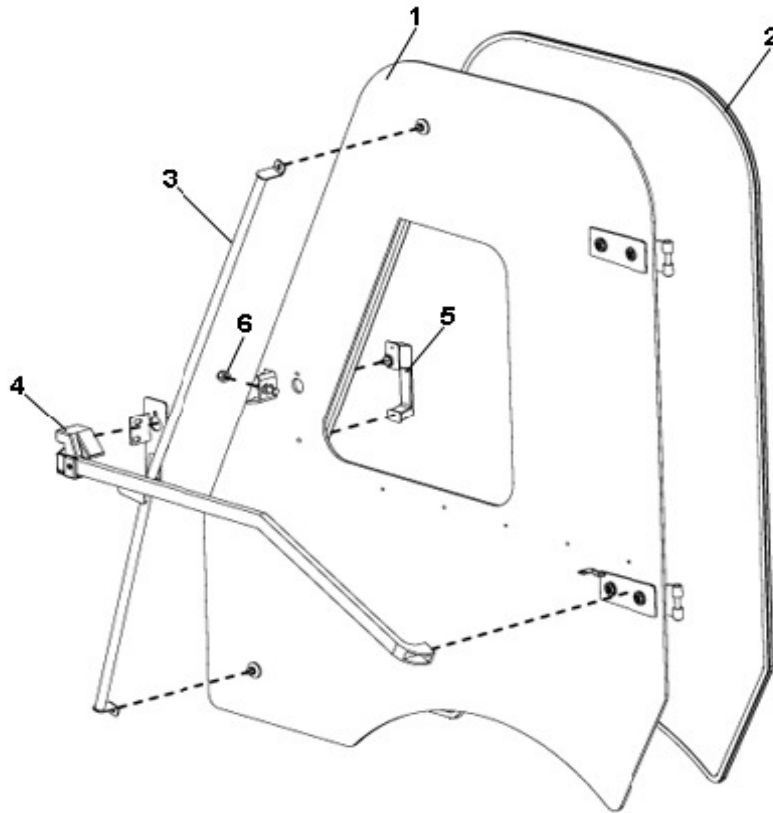


FIGURE	REFERENCE	DENOMINATION	AMOUNT
001	17.08349.00	LEFT DOOR GLASS	1
002	17.08351.00	PROFILE RUBBER DOOR LEFT / RIGHT	1
003	17.08324.00	INTERIOR DOOR REINFORCEMENT DER.	1
004	17.08356.00	LOCK RIGHT INSIDE	1
005	17.08325.00	DOOR HANDLE	1
006	711.12000.86	NUT DIN982 M12 C8	1

## OPTION AND VARIANTS

### CLOSED CAB (RIGHT DOOR)

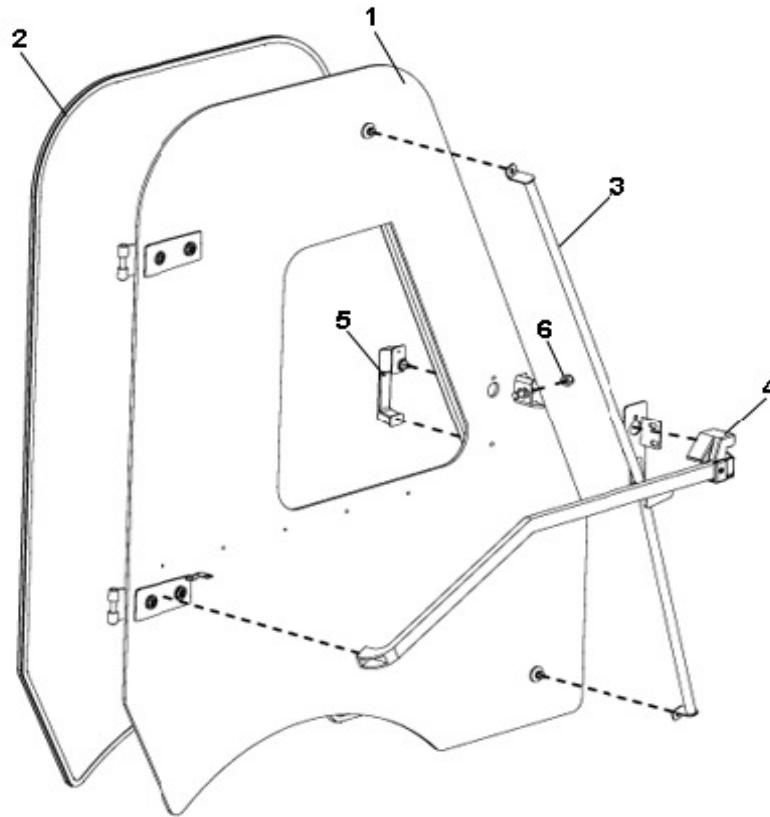


FIGURE	REFERENCE	DENOMINATION	AMOUNT
001	17.08350.00	RIGHT DOOR GLASS	1
002	17.08351.00	PROFILE RUBBER DOOR LEFT / RIGHT	1
003	17.08323.00	LEFT DOOR CLEATS.	1
004	17.08355.00	INTERIOR LOCK LEFT	1
005	17.08325.00	DOOR HANDLE	1
006	711.12000.86	NUT DIN982 M12 C8	1

## INDEX

---

### 00. MAINTENANCE

Filters kit 2

### 02. ENGINE

Kubota Engine 3

Kubota Engine - 64671 5

EXHAUST PIPE 7

Air filter comp. 8

FUEL TANK (1) 9

FUEL TANK (2) 10

Radiator (Part 1) 12

Radiator (Part 2) 13

SUPPORTS 14

### 03. TRANSMISSION

GEARBOX 15

Hydrostatic engine 16

Pompe 17

UNIVERSAL JOINT 18

#### **SAUER transmission**

Hydrostatic engine 19

#### **bondioli & pavesi transmission**

Hydrostatic engine 20

hydraulik pump 21

#### **Transmission (Front axle)**

Front axle 22

Differential (Part 1) 23

Differential (Part 2) 25

Differential (Part 2) - 67456 26

Casings 27

Reduction 28

#### **Transmission (Rear axle)**

Rear axle 30

Differential (Part 1) 31

Differential (Part 1) - 67456	33
Differential (Part 2)	35
Casings	36
Articulation (Part 1)	38
Articulation (Part 2)	40
Reduction	41
Drive Pinion	42
<b>04. CHASSIS</b>	
Chassis	43
<b>BRAKE ACTIVATION</b>	
Footbrake (Part 1)	44
Footbrake (Part 2)	45
Footbrake (Part 3)	47
Handbrake	48
<b>06. STEERING</b>	
Drive Pinion	49
Drive Pinion	50
<b>Wheel</b>	
WHEELS	51
<b>08. BODYWORK</b>	
SHEETS (1)	52
SHEETS (2)	53
SHEETS (3)	54
AXLE AND WHEEL HUB 2	55
2ND SEAT KIT	56
ROPS-FOPS PROTECTOR ROOF	57
PROTECTORS AND REAR MIRROR	59
Counterweight	61
windscreen	62
Front sheet	63
WINDSCREEN SUPPORTS	64
Windscreen wipers (Part 4)	65
Windscreen wipers (Part 4) - 65120	66
Rear-vision mirror	67
Right mirror	68

## 09. MACHINE FUNCTIONS IMPLEMENTS

Skip lifting ram	69
HOPPER	70
Water tank	71
Water pump	72

## 10. HYDRAULIC INSTALLATION

Pompe	73
Distributor (Part 1)	74
Distributor (Part 2)	75
Hydraulic tank	76
Oil tank	78
ACTIONNAMENT DIAGRAM (BONDIOLI & PAVESI)	79
ACTIONNAMENT DIAGRAM (REXROTH)	82
ACTIONNAMENT DIAGRAM (SAUER)	85
TRANSMISSION DIAGRAM (BONDIOLI & PAVESI)	88
TRANSMISSION DIAGRAM (REXROTH)	90
TRANSMISSION DIAGRAM (REXROTH-SAUER)	92

## 11. ELECTRIC INSTALLATION

Acoustic warning	94
Lights	95
Rear lighting	96
SWITCHES PART 1	97
SWITCHES PART 2	98
DASHBOARD	100
Battery	101
	102
Wire harness, engine	103
Lights wiring harness	104

## 12. FINISHES

NUMBER PLATE SHEET	105
STICKERS & PLATES (PART 1)	106
STICKERS & PLATES (PART 2)	107
STICKERS & PLATES (PART 3)	108
STICKERS & PLATES (PART 4)	109
STICKERS & PLATES (PART 5)	110
STICKERS & PLATES (PART 5) - 70987	111
Tools bag	112

## 09. MACHINE FUNCTIONS

	113
	114
	116
	118
	119
	120
	121
	122
	123
	124
	125
	126
Bucket arm (Part 1)	127
Bucket arm (Part 2)	128
Bucket arm (Part 3)	129
Shovel arm (Part 4)	130
Shovel arm (Part 4) - 72251	131
ARM CYLINDER	132
POSITION SENSOR	133
ELECTRIC INSTALATION	134
<b>Option and variants</b>	
CLOSED CABINE WITH HEATER	135
CLOSED CABINE A/C AND HEATER	136
	137
SHOWEL	138
	139
Closed cab (Part 1)	140
Closed cab (Part 2) - 72457	141
Closed cab (Part 3)	142
closed cab (Left door)	143
closed cab (Right door)	144